

ANANDA CHANDRA COLLEGE: JALPAIGURI
FEEDBACK ANALYSIS: 2022-23

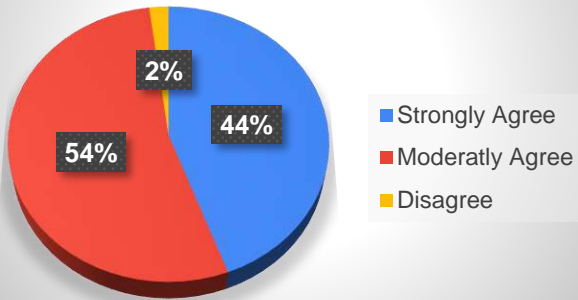
Teachers Feedback Analysis 2022-23

97 Responses

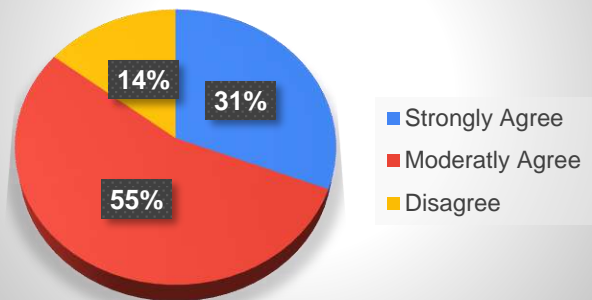
Q. No.	Nature of question	Option of answer in percentage		
		Strongly agree	Moderately agree	Disagree
1	Student centred learning resources are available in the college	44.33	53.61	2.06
		43	52	2
2	Teaching aids in the departments are sufficient and up to date	30.93	54.64	14.43
		30	53	14
3	The library offers a separate reading room for faculties	72.16	27.84	
		70	27	
4	Teachers are supported with adequate learning resources	31.96	56.70	11.34
		31	55	11
5	Teachers are allowed academic flexibility in course delivery	55.67	42.27	2.06
		54	41	2
6	Teachers are encouraged to carry out research	51.55	42.27	6.19
		50	41	6
7	Teachers are encouraged to participate in seminar/workshops/ symposium/ conferences	72.16	23.71	4.12
		70	23	4
8	Classrooms & furniture are adequate	16.49	61.86	21.65
		16	60	21
9	Toilets are clean and hygienic	17.53	46.39	36.08
		17	45	35

		Strongly agree	Moderately agree	Disagree
10	Laboratories are adequately equipped (wherever applicable)	24.66	57.53	17.81
		18	42	13
		Strongly agree	Moderately agree	Disagree
11	Water resources are adequately provided	38.14	50.52	11.34
		37	49	11
		Strongly agree	Moderately agree	Disagree
12	Campus is green and eco friendly	60.82	36.08	3.09
		59	35	3
		Strongly agree	Moderately agree	Disagree
13	Administration is accessible	48.45	47.42	4.12
		47	46	4
		Strongly agree	Moderately agree	Disagree
14	The faculty can freely express their views and opinions on administrative issues	43.30	46.39	10.31
		42	45	10
		Strongly agree	Moderately agree	Disagree
15	The quality initiatives taken up during the last academic year are contributing to improvement	40.21	54.64	5.15
		39	53	5
		Strongly agree	Moderately agree	Disagree
16	The IQAC is working well for promoting quality in the institution.	67.01	30.93	2.06
		65	30	2

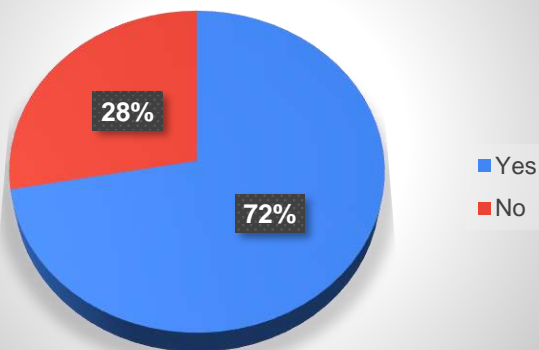
1. Student centred learning resources are available in the college



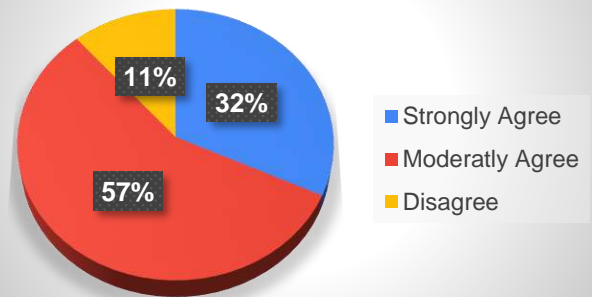
2. Teaching aids in the departments are sufficient and up to date



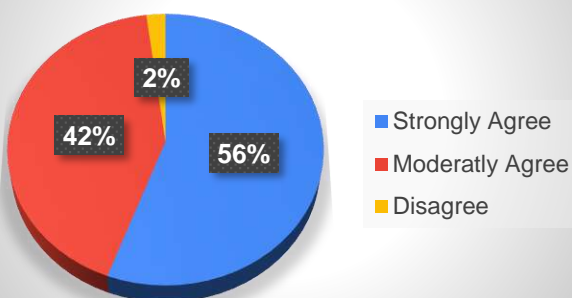
3. The library offers a separate reading room for faculties



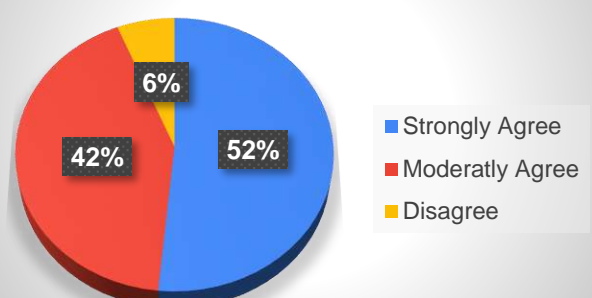
4. Teachers are supported with adequate learning resources



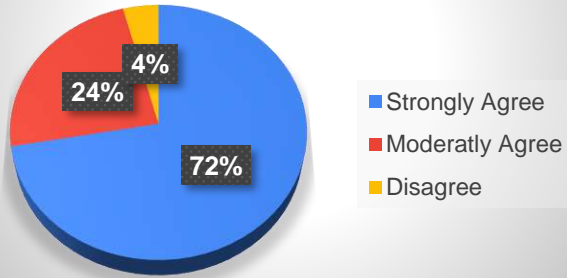
5. Teachers are allowed academic flexibility in course delivery



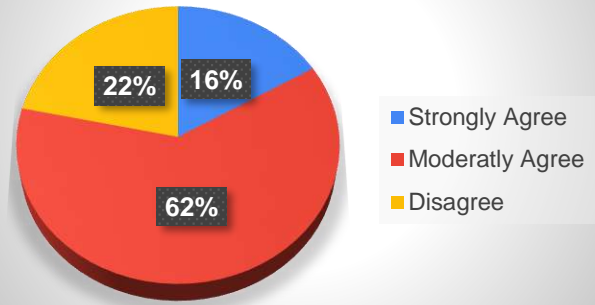
6. Teachers are encouraged to carry out research



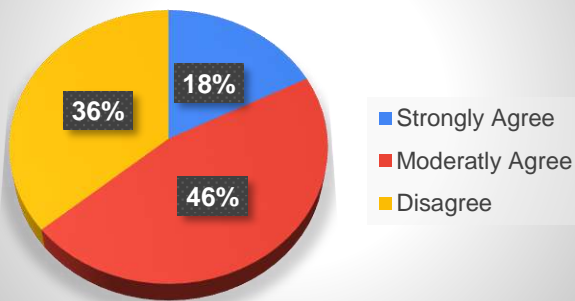
7. Teachers are encouraged to participate in seminar/workshops/ symposium/ conferences



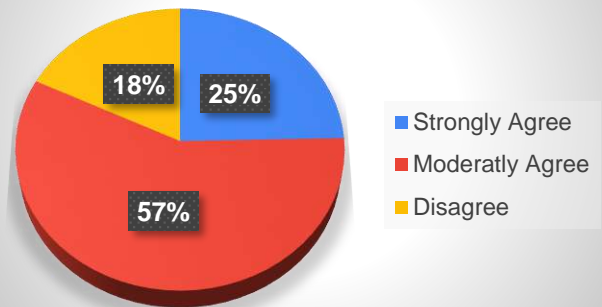
8. Classrooms & furniture are adequate



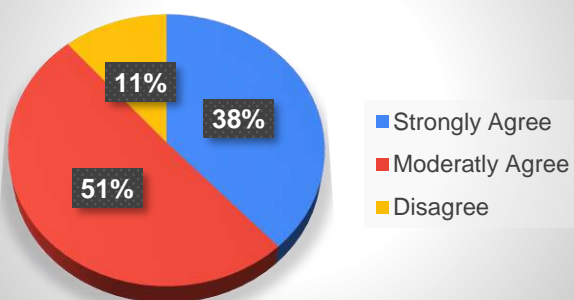
9. Toilets are clean and hygienic



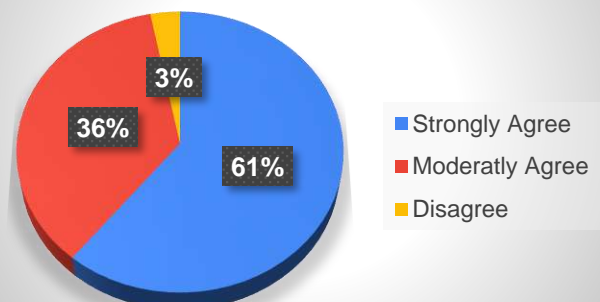
10. Laboratories are adequately equipped (wherever applicable)



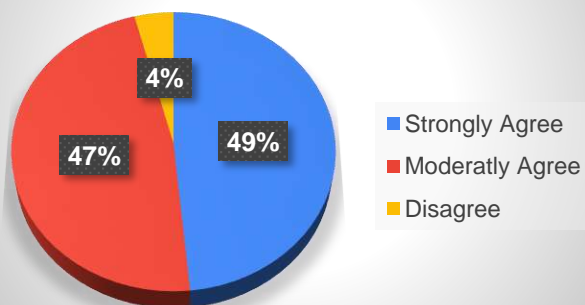
11. Water resources are adequately provided



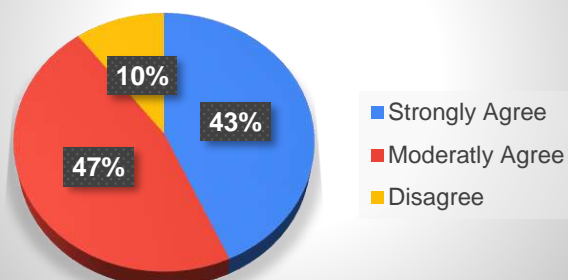
12. Campus is green and eco friendly



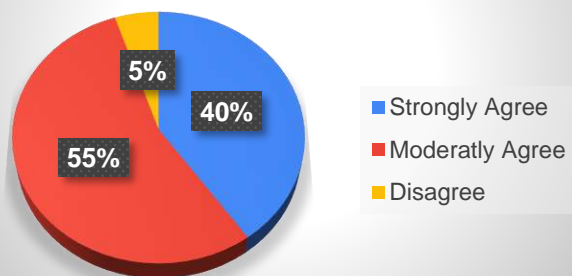
13. Administration is accessible



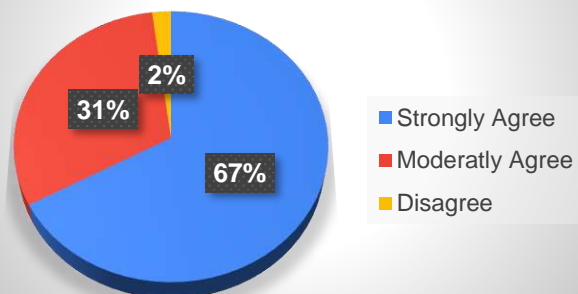
14. The faculty can freely express their views and opinions on administrative issues



15. The quality initiatives taken up during the last academic year are contributing to improvement



16. The IQAC is working well for promoting quality in the institution.

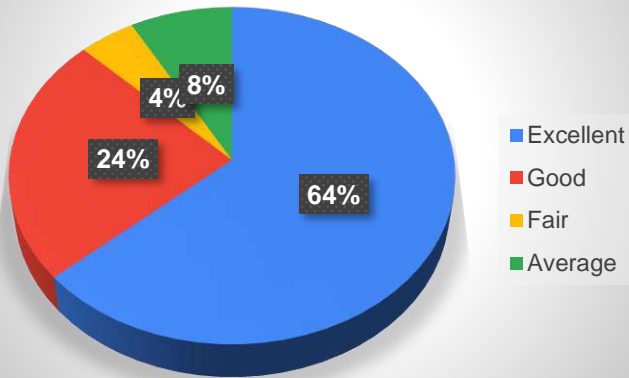


Analysis of Students Academic Feedback Data

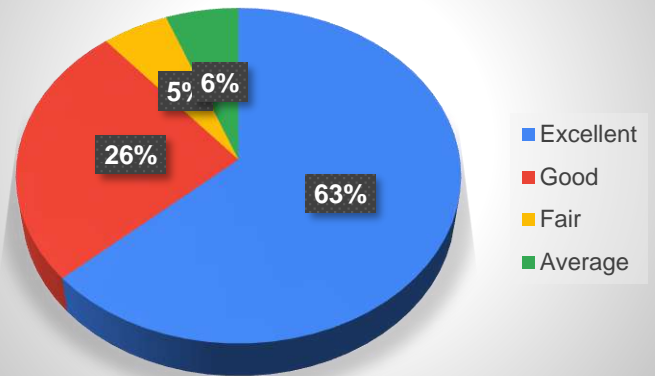
603 Responses

Q. No.	Nature of question	Option of answer in percentage			
		Excellent	Good	Fair	Average
1	Rate your teacher on regularity of classes	63.52	23.88	4.48	8.13
		383	144	27	49
		Excellent	Good	Fair	Average
2	Rate your teacher on communication skill	63.35	25.54	5.31	5.80
		382	154	32	35
		Excellent	Good	Fair	Average
3	Rate your teacher on interest generated in the subject taught	59.37	28.86	5.97	5.80
		358	174	36	35
		Excellent	Good	Fair	Average
4	Rate your teacher on innovative approach in teaching	333	187	39	44
		420	256	49	40
		Excellent	Good	Fair	Average
5	Rate your teacher on encouraging participation & discussion in class	61.69	28.19	4.15	5.97
		372	170	25	36
		Excellent	Good	Fair	Average
6	Rate your teacher on availability for interaction beyond stipulated class hours	56.05	31.34	5.64	6.97
		338	189	34	42
		Excellent	Good	Fair	Average
7	Rate your teacher on transparency in periodic internal assessment	62.52	29.19	3.32	4.98
		377	176	20	30
		Excellent	Good	Fair	Average
8	Rate your teacher on inclusive attitude of the teacher towards poor students and slow learners	58.87	29.02	6.47	5.64
		355	175	39	34
		Excellent	Good	Fair	Average
9	Overall evaluation of your teacher	66.00	25.21	3.15	5.64
		398	152	19	34

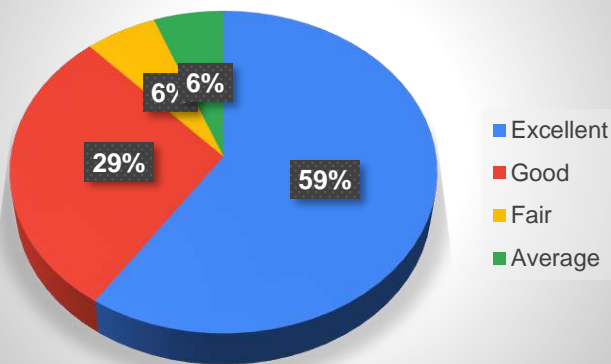
1. Rate your teacher on regularity of classes



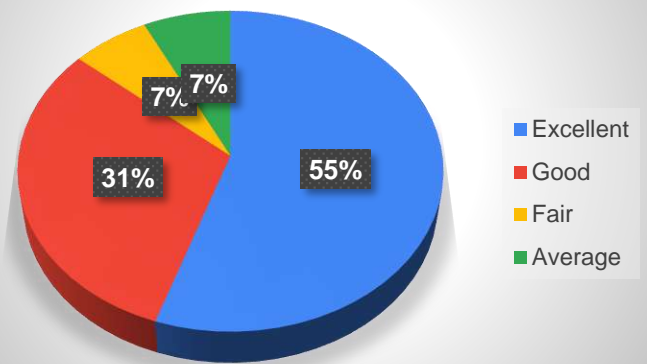
2. Rate your teacher on communication skill



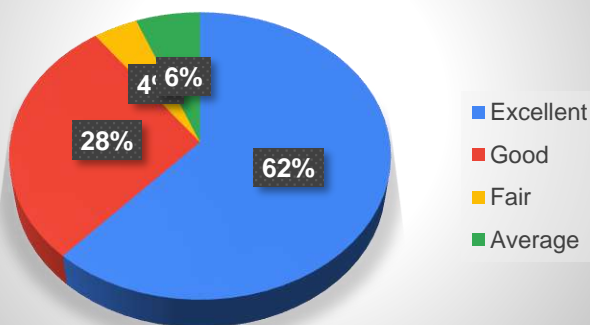
3. Rate your teacher on interest generated in the subject taught



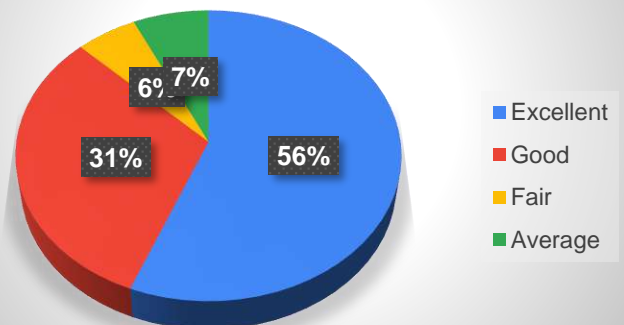
4. Rate your teacher on innovative approach in teaching



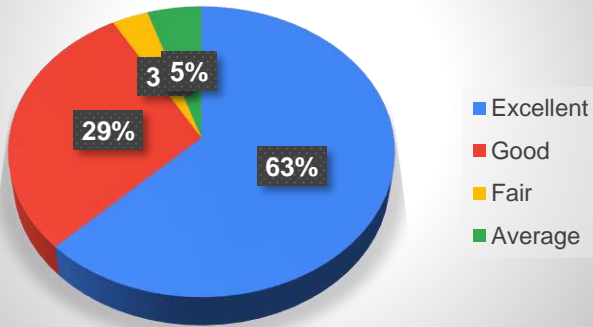
5. Rate your teacher on encouraging participation & discussion in class



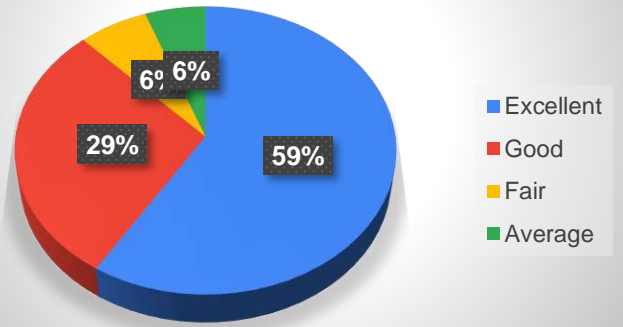
6. Rate your teacher on availability for interaction beyond stipulated class hours



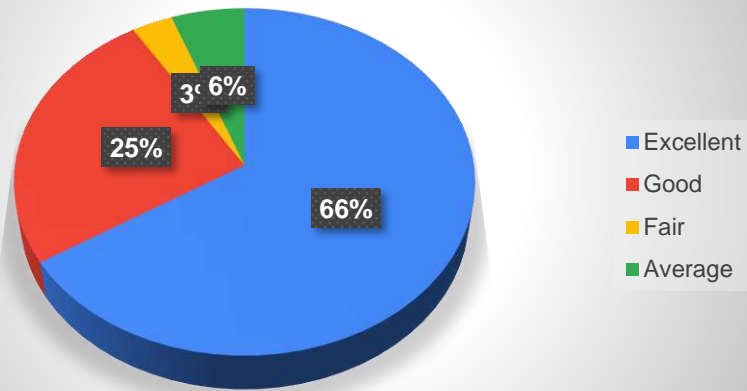
7. Rate your teacher on transparency in periodic internal assessment



8. Rate your teacher on inclusive attitude of the teacher towards poor students and slow learners



9. Overall evaluation of your teacher



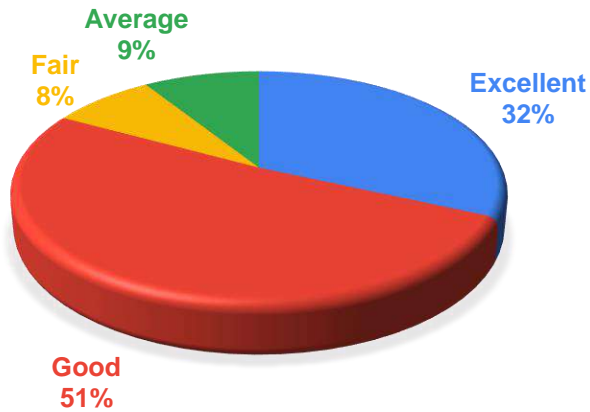
Students Feedback Analysis (Administrative Perspective)

108 Responses

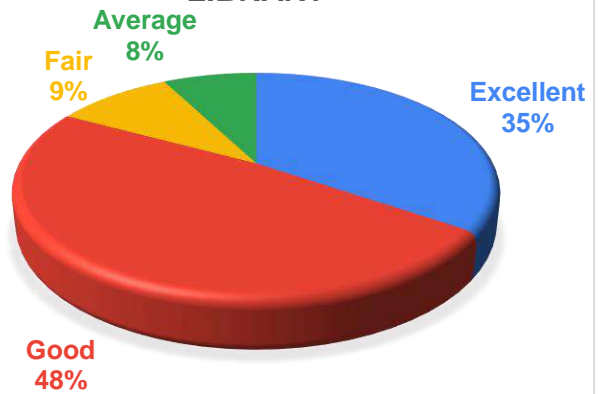
Q. No.	Nature of question	Option of answer in percentage			
		Excellent	Good	Fair	Average
1	Physical infrastructure of the college Library	31.75	51.18	8.06	9.00
		67	108	17	19
		Excellent	Good	Fair	Average
2	Collection of books, journals and reading material of the college library	34.60	48.34	9.48	7.58
		73	102	20	16
		Excellent	Good	Fair	Average
3	Support and assistance of the Library Staff	34.60	49.29	8.06	8.06
		73	104	17	17
		Excellent	Good	Fair	Average
4	Infrastructure of Laboratories (if applicable)	23.70	52.13	13.27	10.90
		50	110	28	23
		Excellent	Good	Fair	Average
5	Support and assistance of the College Office Staff	27.49	45.50	13.74	13.27
		58	96	29	28
		Excellent	Good	Fair	Average
6	Canteen facilities	14.69	31.75	22.27	31.28
		31	67	47	66
		Excellent	Good	Fair	Average
7	Wi-Fi and Internet facilities	14.69	24.64	23.70	36.97
		31	52	50	78
		Excellent	Good	Fair	Average
8	Drinking water facility	34.60	37.91	13.27	14.22
		73	80	28	30
		Excellent	Good	Fair	Average
9	Girls Common Room facility	19.43	36.49	30.33	13.74
		41	77	64	29

		Excellent	Good	Fair	Average
10	Greenery in the college campus	45.02	42.18	7.58	5.21
		95	89	16	11
		Excellent	Good	Fair	Average
11	Parking facility	36.02	46.45	10.90	6.64
		76	98	23	14
		Excellent	Good	Fair	Average
12	Playground and Sports infrastructure	35.07	40.76	14.22	9.95
		74	86	30	21
		Excellent	Good	Fair	Average
13	Cleanliness and maintenance of college premises	26.07	44.08	15.17	14.69
		55	93	32	31

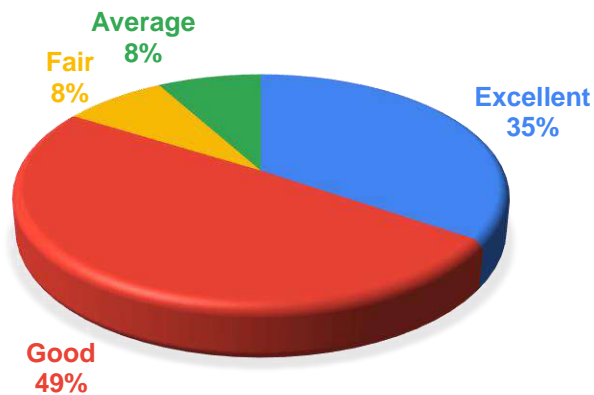
1. PHYSICAL INFRASTRUCTURE OF THE COLLEGE LIBRARY



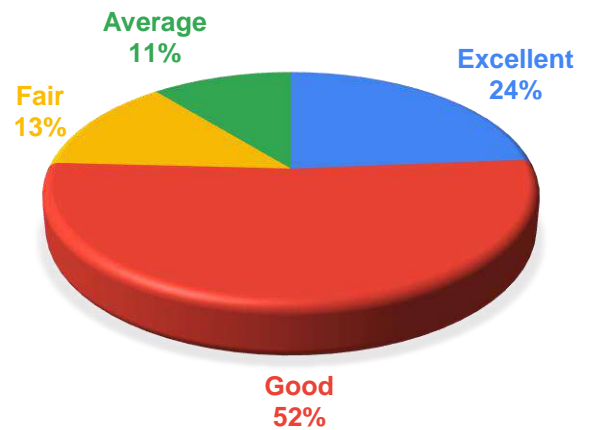
2. COLLECTION OF BOOKS, JOURNALS AND READING MATERIAL OF THE COLLEGE LIBRARY



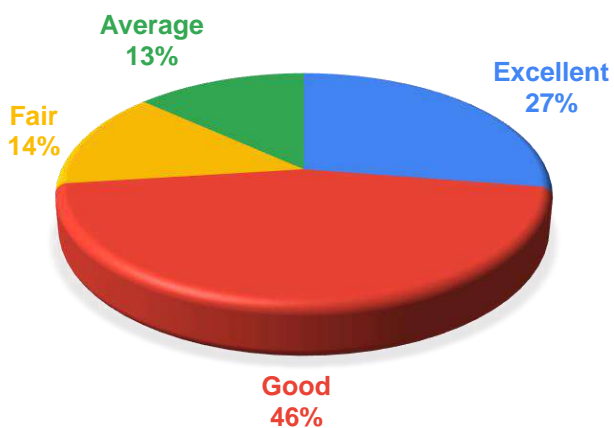
3. SUPPORT AND ASSISTANCE OF THE LIBRARY STAFF



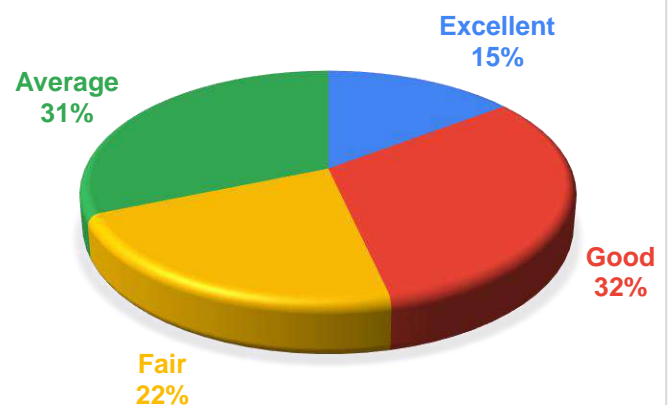
4. INFRASTRUCTURE OF LABORATORIES (IF APPLICABLE)



5. SUPPORT AND ASSISTANCE OF THE COLLEGE OFFICE STAFF



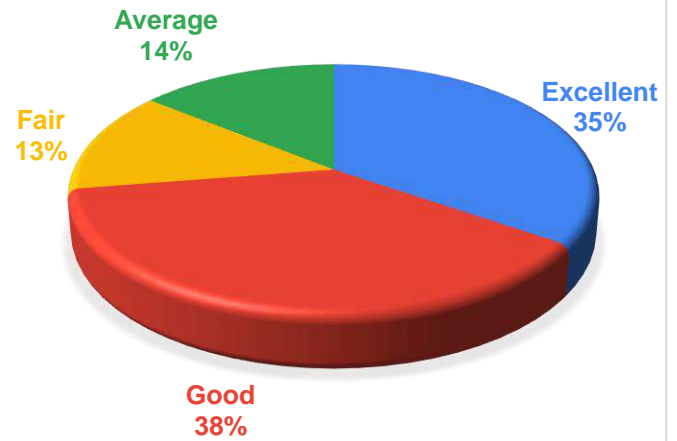
6. CANTEEN FACILITIES



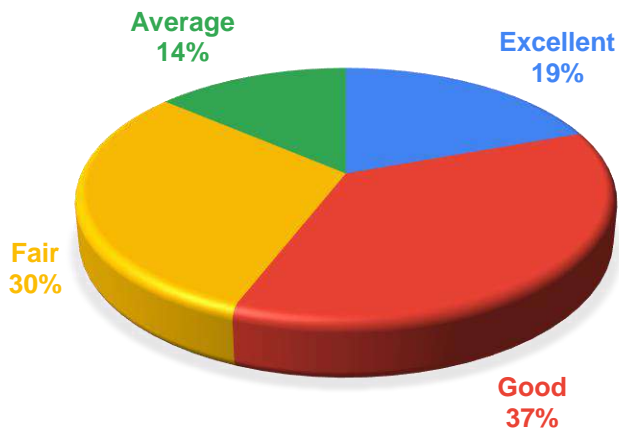
7. WI-FI AND INTERNET FACILITIES



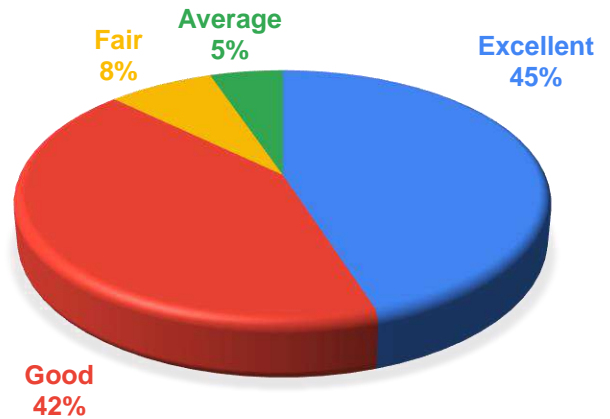
8. DRINKING WATER FACILITY



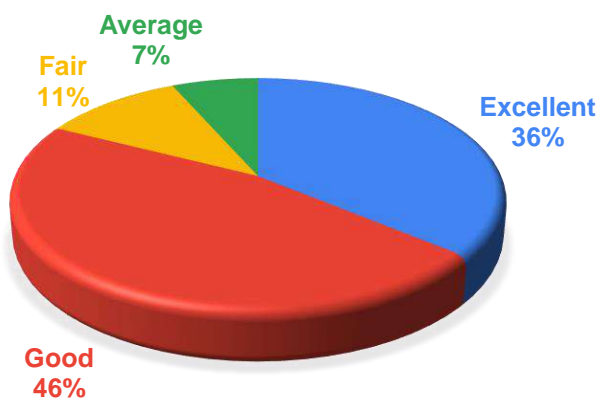
9. GIRLS COMMON ROOM FACILITY



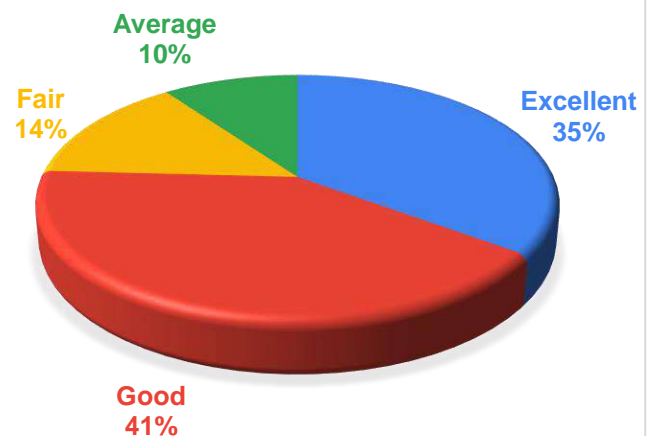
10. GREENERY IN THE COLLEGE CAMPUS



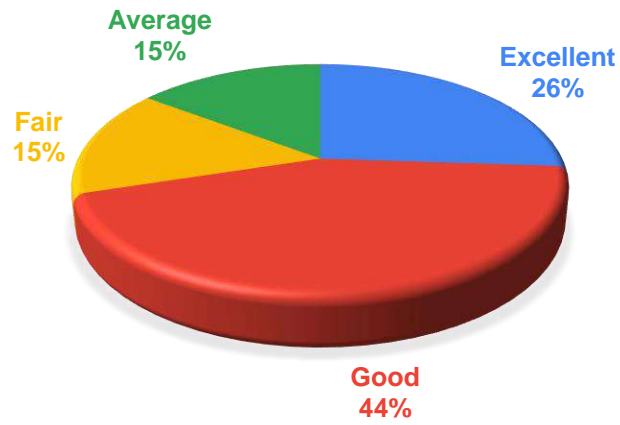
11. PARKING FACILITY



12. PLAYGROUND AND SPORTS INFRASTRUCTURE



13. CLEANLINESS AND MAINTENANCE OF COLLEGE PREMISES

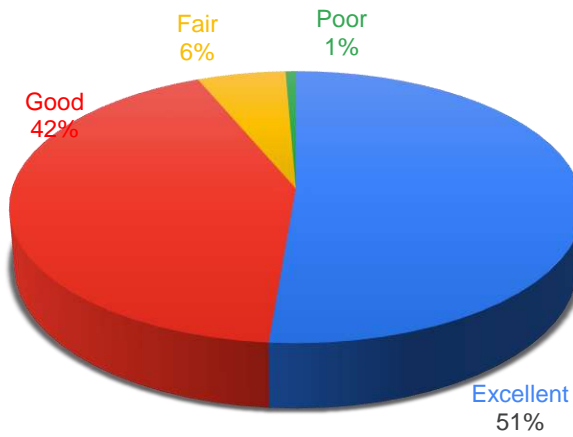


Alumni Feedback Analysis

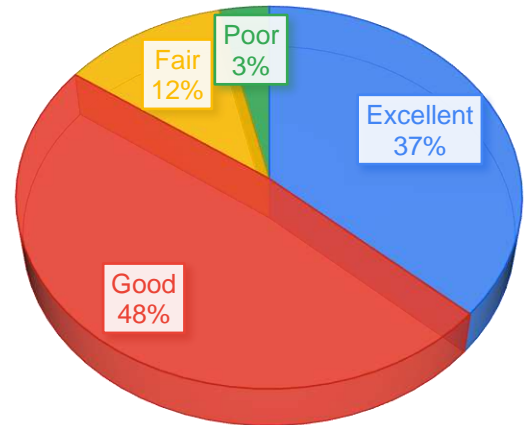
456 Responses

Q. No.	Nature of Quesdtion	Option of answer in percentage			
		Excellent	Fair	Good	Average
1	Academic atmosphere of the college	51.32	42.32	5.70	0.66
		234	193	26	3
2	Infrastructure and laboratory facilities of the college	36.62	48.25	11.62	3.51
		167	220	53	16
3	Library resources and its accessibility	41.89	46.71	9.43	1.97
		191	213	43	9
4	Extracurricular activities such as sports and cultural activities	32.24	48.68	14.91	4.17
		147	222	68	19
5	How do you rate the contribution of your College towards your subsequent career?	37.50	50.00	10.31	2.19
		171	228	47	10
6	What is your present dispensation?	32.24	7.24	46.93	13.60
		147	33	214	62

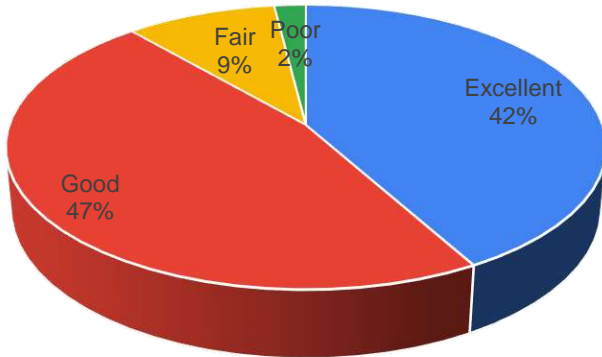
1. Academic atmosphere of the college



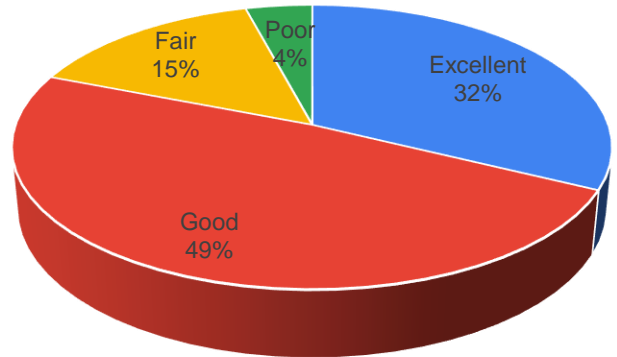
2. Infrastructure and laboratory facilities of the college



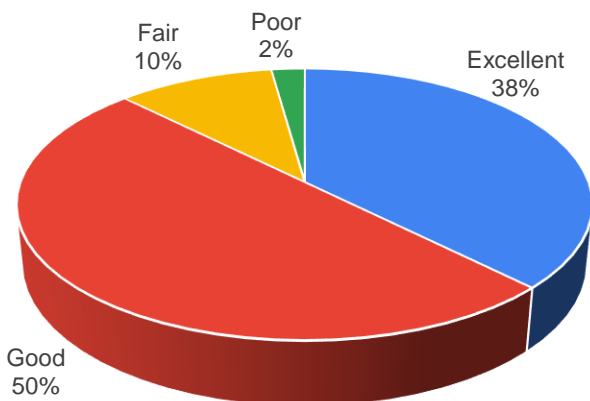
3. Library resources and its accessibility



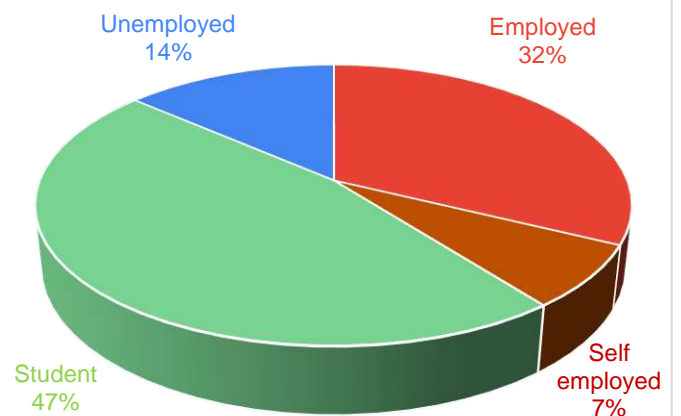
4. Extracurricular activities such as sports and cultural activities



5. How do you rate the contribution of your College towards your subsequent career?



6. What is your present dispensation?



Ananda Chandra College

Jalpaiguri


Employer Feedback

2022-23

Name : Dr. Debashis Das

Designation : Principal

Syllabus is up to date on current global academic scenario	<input type="radio"/>	Strongly Agree
	<input checked="" type="radio"/>	Agree
	<input type="radio"/>	Neutral
	<input type="radio"/>	Disagree
Your opinion about college infrastructure	<input type="radio"/>	Very good
	<input checked="" type="radio"/>	Good
	<input type="radio"/>	Fair
	<input type="radio"/>	Average
Satisfied with teacher's qualification	<input type="radio"/>	Strongly Agree
	<input checked="" type="radio"/>	Agree
	<input type="radio"/>	Neutral
	<input type="radio"/>	Disagree
Satisfied with teacher's strength	<input type="radio"/>	Strongly Agree
	<input checked="" type="radio"/>	Agree
	<input type="radio"/>	Neutral
	<input type="radio"/>	Disagree
Satisfied with non-teaching strength	<input type="radio"/>	Strongly Agree
	<input type="radio"/>	Agree
	<input checked="" type="radio"/>	Neutral
	<input type="radio"/>	Disagree
Institution provides flexibility in team working and team efforts	<input type="radio"/>	Strongly Agree
	<input checked="" type="radio"/>	Agree
	<input type="radio"/>	Neutral
	<input type="radio"/>	Disagree
Efforts made by institute/teachers' to inculcate soft skills, life skills and employability skills to make students ready for the world to work	<input type="radio"/>	Strongly Agree
	<input checked="" type="radio"/>	Agree
	<input type="radio"/>	Neutral
	<input type="radio"/>	Disagree
Are you satisfied with college operation	<input type="radio"/>	Strongly Agree
	<input checked="" type="radio"/>	Agree
	<input type="radio"/>	Neutral
	<input type="radio"/>	Disagree

 Principal
Ananda Chandra College
Jalpaiguri

ANANDA CHANDRA COLLEGE:: FEEDBACK ANALYSIS: 2021-22

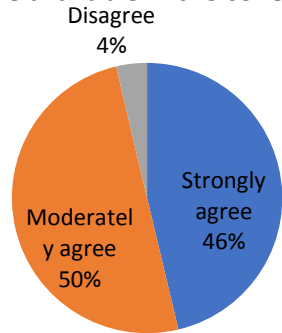
Teachers Feedback Analysis

108 Responses

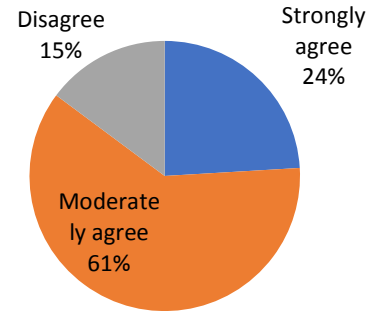
Q. No.	Nature of question	Option of answer in percentage		
		Strongly agree	Moderately agree	Disagree
1	Student centred learning resources are available in the college	46.30	50.00	3.70
		50	54	4
		Strongly agree	Moderately agree	Disagree
2	Teaching aids in the departments are sufficient and up to date	24.07	61.11	14.81
		26	66	16
		Yes	No	
3	The library offers a separate reading room for faculties	76.85	23.15	
		83	25	
		Strongly agree	Moderately agree	Disagree
4	Teachers are supported with adequate learning resources	36.11	57.41	6.48
		39	62	7
		Strongly agree	Moderately agree	Disagree
5	Teachers are allowed academic flexibility in course delivery	58.33	38.89	2.78
		63	42	3
		Strongly agree	Moderately agree	Disagree
6	Teachers are encouraged to carry out research	56.48	38.89	4.63
		61	42	5
		Strongly agree	Moderately agree	Disagree
7	Teachers are encouraged to participate in seminar/workshops/ symposium/ conferences	70.37	26.85	2.78
		76	29	3
		Strongly agree	Moderately agree	Disagree
8	Classrooms & furniture are adequate	18.52	61.11	20.37
		20	66	22
		Strongly agree	Moderately agree	Disagree
9	Toilets are clean and hygienic	15.74	49.07	35.19
		17	53	38

		Strongly agree	Moderately agree	Disagree
10	Laboratories are adequately equipped (wherever applicable)	25.88	56.47	17.65
		22	48	15
		Strongly agree	Moderately agree	Disagree
11	Water resources are adequately provided	37.04	53.70	9.26
		40	58	10
		Strongly agree	Moderately agree	Disagree
12	Campus is green and eco friendly	58.33	39.81	1.85
		63	43	2
		Strongly agree	Moderately agree	Disagree
13	Administration is accessible	51.85	45.37	2.78
		56	49	3
		Strongly agree	Moderately agree	Disagree
14	The faculty can freely express their views and opinions on administrative issues	46.30	44.44	9.26
		50	48	10
		Strongly agree	Moderately agree	Disagree
15	The quality initiatives taken up during the last academic year are contributing to improvement	40.74	53.70	5.56
		44	58	6
		Strongly agree	Moderately agree	Disagree
16	The IQAC is working well for promoting quality in the institution.	66.67	30.56	2.78
		72	33	3

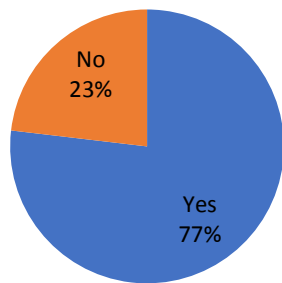
1. Student centred learning resources are available in the college



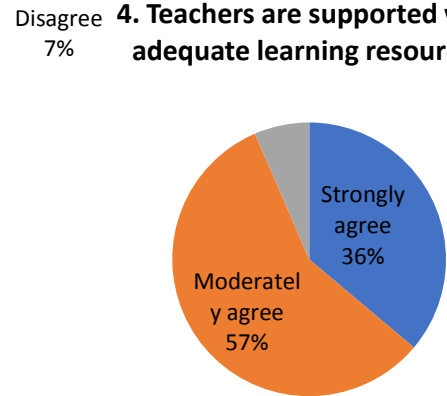
2. Teaching aids in the departments are sufficient and up to date



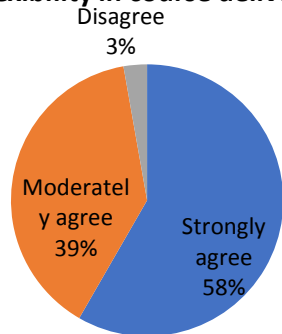
3. The library offers a separate reading room for faculties



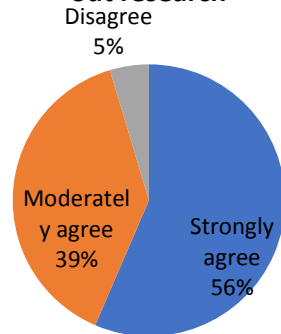
4. Teachers are supported with adequate learning resources



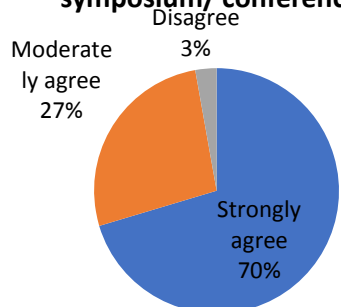
5. Teachers are allowed academic flexibility in course delivery



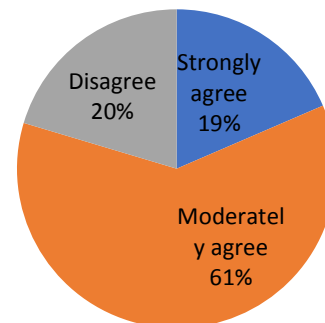
6. Teachers are encouraged to carry out research



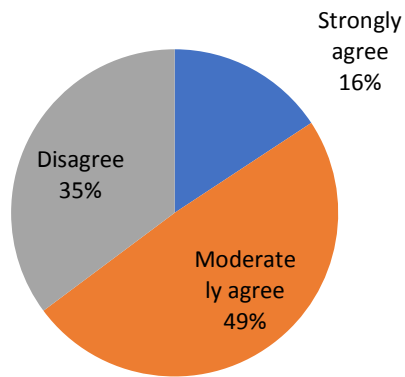
7. Teachers are encouraged to participate in seminar/workshops/symposium/conferences



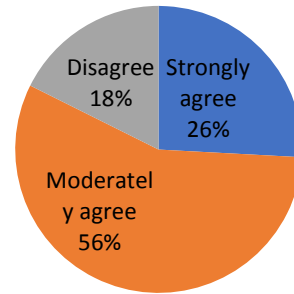
8. Classrooms & furniture are adequate



9. Toilets are clean and hygienic

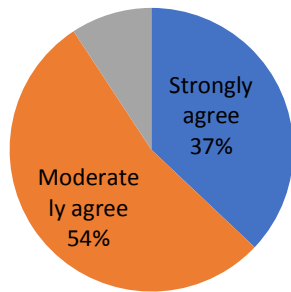


10. Laboratories are adequately equipped (wherever applicable)



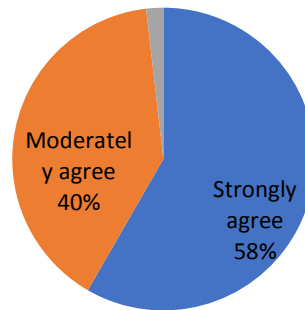
11. Water resources are adequately provided

Disagree
9%



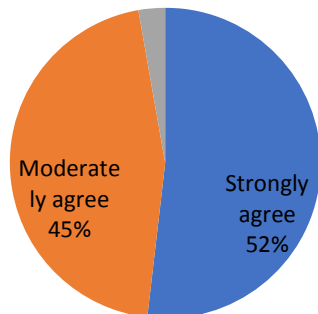
12. Campus is green and eco friendly

Disagree
2%



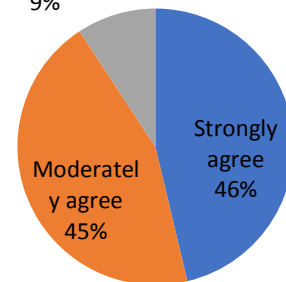
13. Administration is accessible

Disagree
3%



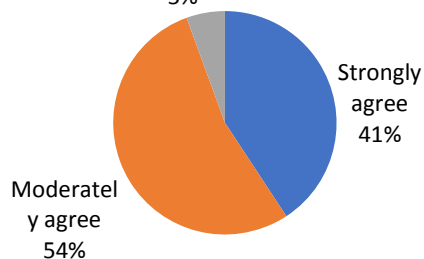
14. The faculty can freely express their views and opinions on administrative issues

Disagree
9%



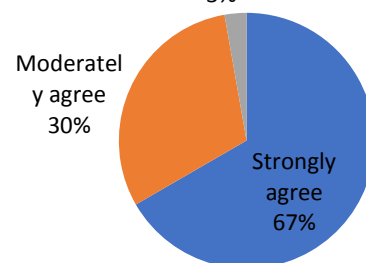
15. The quality initiatives taken up during the last academic year are contributing to improvement

Disagree
5%



16. The IQAC is working well for promoting quality in the institution.

Disagree
3%

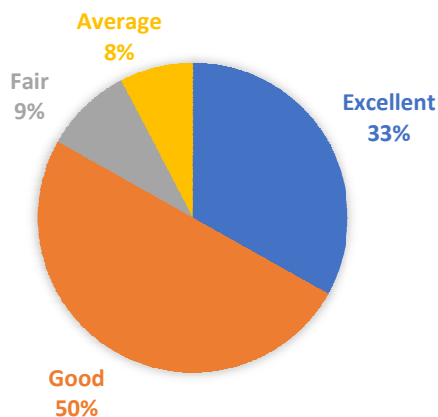


Students Feedback Analysis :Administrative Perspective
108 Responses

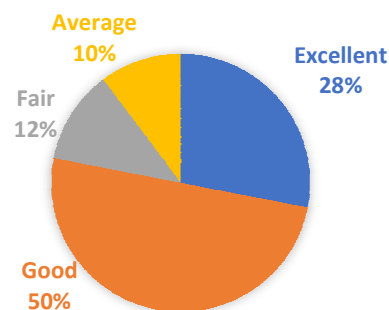
Q. No.	Nature of question	Option of answer in percentage			
		Excellent	Good	Fair	Average
1	Physical infrastructure of the college Library	33.16	50.00	9.18	7.65
		65	98	18	15
		Excellent	Good	Fair	Average
2	Collection of books, journals and reading material of the college library	28.06	50.00	11.73	10.20
		55	98	23	20
		Excellent	Good	Fair	Average
3	Support and assistance of the Library Staff	32.65	45.92	10.20	11.22
		64	90	20	22
		Excellent	Good	Fair	Average
4	Infrastructure of Laboratories (if applicable)	25.51	54.59	9.18	10.71
		50	107	18	21
		Excellent	Good	Fair	Average
5	Support and assistance of the College Office Staff	25.51	44.90	11.73	17.86
		50	88	23	35
		Excellent	Good	Fair	Average
6	Canteen facilities	11.73	34.69	21.43	32.14
		23	68	42	63
		Excellent	Good	Fair	Average
7	Wi-Fi and Internet facilities	8.67	22.45	14.29	54.59
		17	44	28	107
		Excellent	Good	Fair	Average
8	Drinking water facility	18.37	44.90	18.88	17.86
		36	88	37	35
		Excellent	Good	Fair	Average
9	Girls Common Room facility	17.86	42.35	14.80	25.00
		35	83	29	49

		Excellent	Good	Fair	Average
10	Greenery in the college campus	44.90	43.88	6.12	5.10
		88	86	12	10
		Excellent	Good	Fair	Average
11	Parking facility	30.10	52.04	7.65	10.20
		59	102	15	20
		Excellent	Good	Fair	Average
12	Playground and Sports infrastructure	31.12	47.96	10.71	10.20
		61	94	21	20
		Excellent	Good	Fair	Average
13	Cleanliness and maintenance of college premises	24.49	49.49	10.71	15.31
		48	97	21	30

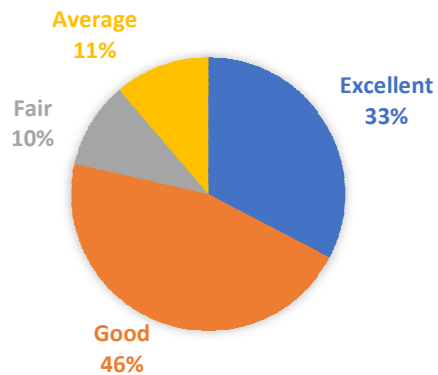
1. PHYSICAL INFRASTRUCTURE OF THE COLLEGE LIBRARY



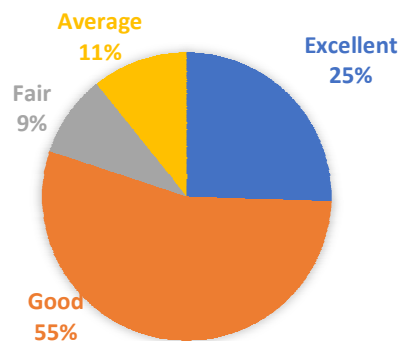
2. COLLECTION OF BOOKS, JOURNALS AND READING MATERIAL OF THE COLLEGE LIBRARY



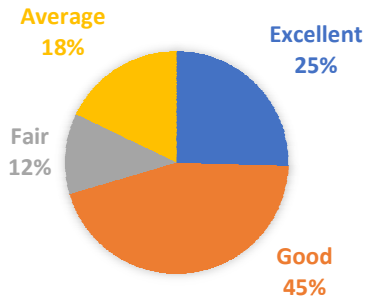
3. SUPPORT AND ASSISTANCE OF THE LIBRARY STAFF



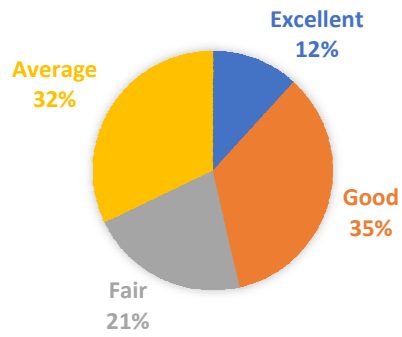
4. INFRASTRUCTURE OF LABORATORIES (IF APPLICABLE)



5. SUPPORT AND ASSISTANCE OF THE COLLEGE OFFICE STAFF



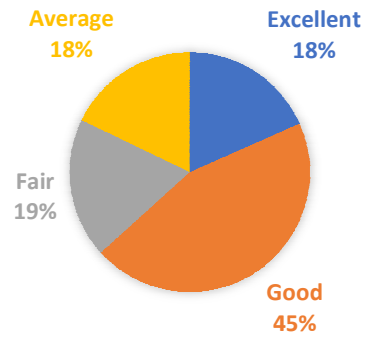
6. CANTEEN FACILITIES



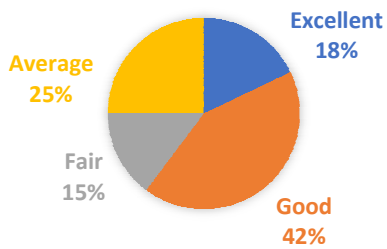
7. WI-FI AND INTERNET FACILITIES



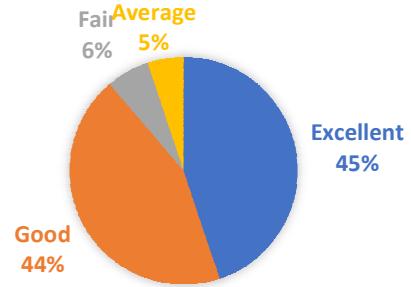
8. DRINKING WATER FACILITY



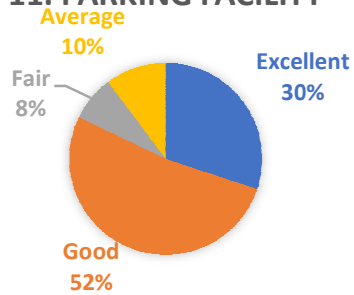
9. GIRLS COMMON ROOM FACILITY



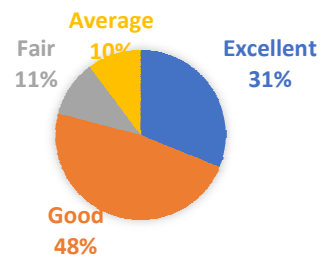
10. GREENERY IN THE COLLEGE CAMPUS



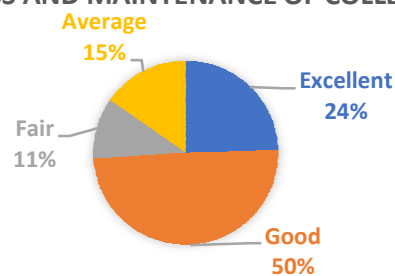
11. PARKING FACILITY



12. PLAYGROUND AND SPORTS INFRASTRUCTURE



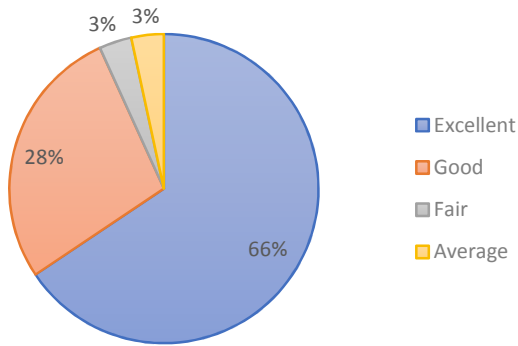
13. CLEANLINESS AND MAINTENANCE OF COLLEGE PREMISES



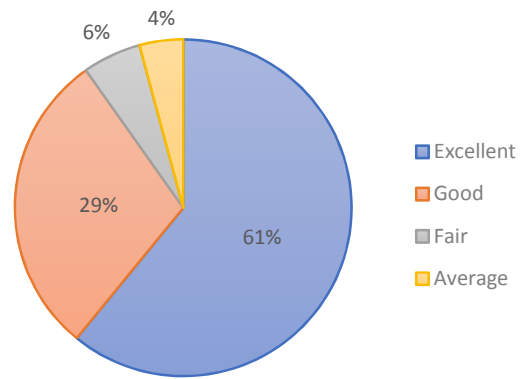
Students Feedback Analysis :Academic Perspective
108 Responses

Q. No.	Nature of question	Option of answer in percentage			
		Excellent	Good	Fair	Average
1	Rate your teacher on regularity of classes	65.62	27.58	3.40	3.40
		502	211	26	26
		Excellent	Good	Fair	Average
2	Rate your teacher on communication skill	60.92	29.28	5.62	4.18
		466	224	43	32
		Excellent	Good	Fair	Average
3	Rate your teacher on interest generated in the subject taught	58.30	30.85	5.62	5.23
		446	236	43	40
		Excellent	Good	Fair	Average
4	Rate your teacher on innovative approach in teaching	54.90	33.46	6.41	5.23
		420	256	49	40
		Excellent	Good	Fair	Average
5	Rate your teacher on encouraging participation & discussion in class	58.30	31.11	5.75	4.84
		446	238	44	37
		Excellent	Good	Fair	Average
6	Rate your teacher on availability for interaction beyond stipulated class hours	54.90	33.59	6.01	5.49
		420	257	46	42
		Excellent	Good	Fair	Average
7	Rate your teacher on transparency in periodic internal assessment	56.47	33.20	6.14	4.18
		432	254	47	32
		Excellent	Good	Fair	Average
8	Rate your teacher on inclusive attitude of the teacher towards poor students and slow learners	54.51	33.99	5.23	6.27
		417	260	40	48
		Excellent	Good	Fair	Average
9	Overall evaluation of your teacher	62.61	30.20	3.40	3.79
		479	231	26	29

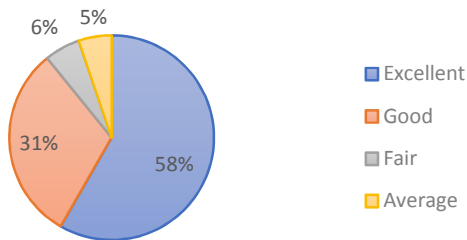
1. Rate your teacher on regularity of classes



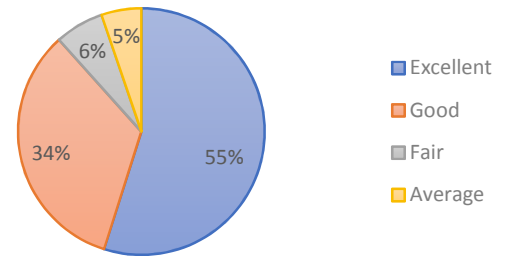
2. Rate your teacher on communication skill



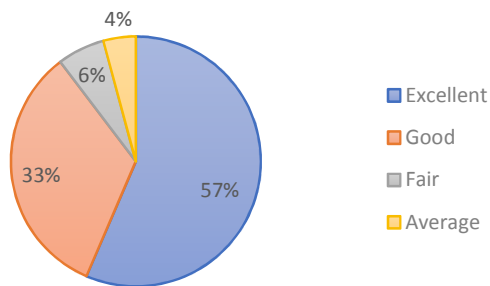
3. Rate your teacher on interest generated in the subject taught



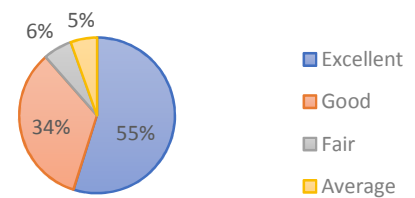
4. Rate your teacher on innovative approach in teaching



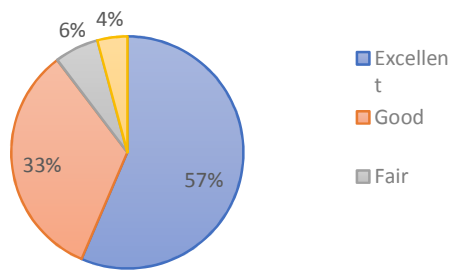
7. Rate your teacher on transparency in periodic internal assessment



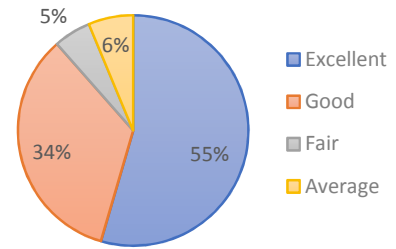
6. Rate your teacher on availability for interaction beyond stipulated class hours



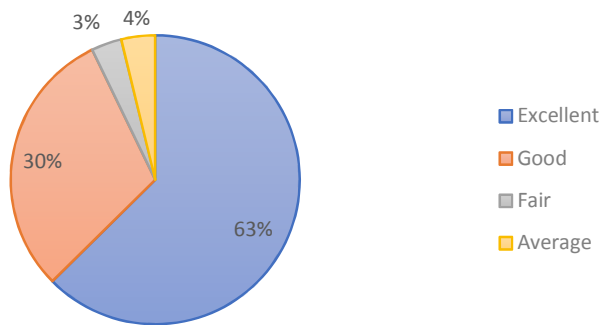
7. Rate your teacher on transparency in periodic internal assessment



8. Rate your teacher on inclusive attitude of the teacher towards poor students and slow learners



9. Overall evaluation of your teacher

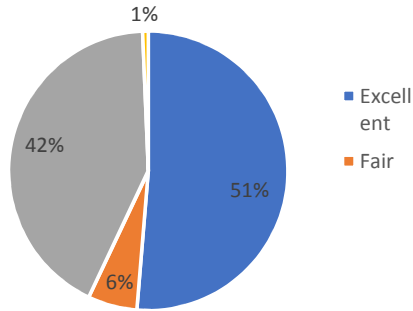


Alumni Feedback Analysis

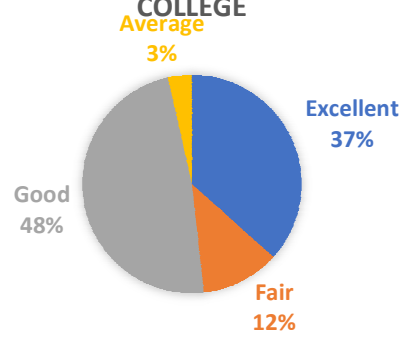
456 Responses

Q. No.	Nature of Question	Option of answer in percentage			
		Excellent	Fair	Good	Average
1	Academic atmosphere of the college	51.32	5.70	42.32	0.66
		234	26	193	3
		Excellent	Fair	Good	Average
2	Infrastructure and laboratory facilities of the college	36.62	11.62	48.25	3.51
		167	53	220	16
		Excellent	Fair	Good	Average
3	Library resources and its accessibility	41.89	9.43	46.71	1.97
		191	43	213	9
		Excellent	Fair	Good	Average
4	Extracurricular activities such as sports and cultural activities	32.24	14.91	48.68	4.17
		147	68	222	19
		Excellent	Fair	Good	Average
5	How do you rate the contribution of your college towards your subsequent career?	37.50	10.31	50.00	2.19
		171	47	228	10
		Employed	Self-Employed	Student	Unemployed
6	What is your present dispensation?	32.24	7.24	46.93	13.60
		147	33	214	62

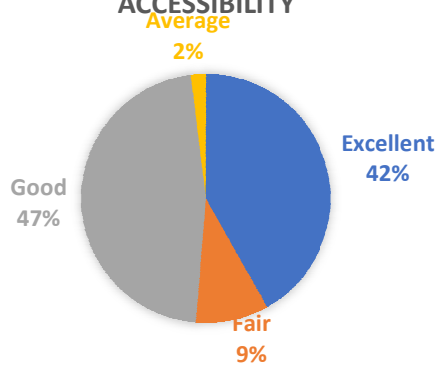
1. Academic atmosphere of the college



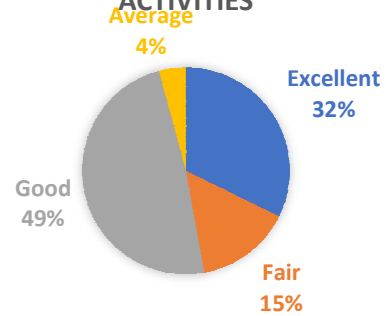
2. INFRASTRUCTURE AND LABORATORY FACILITIES OF THE COLLEGE



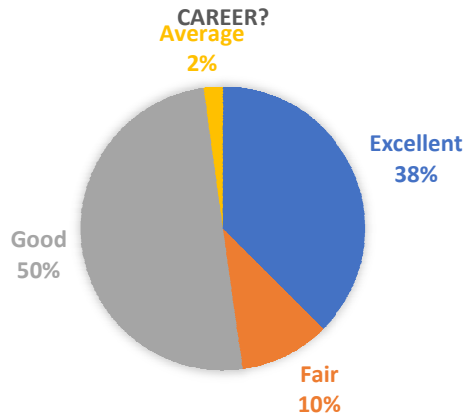
3. LIBRARY RESOURCES AND ITS ACCESSIBILITY



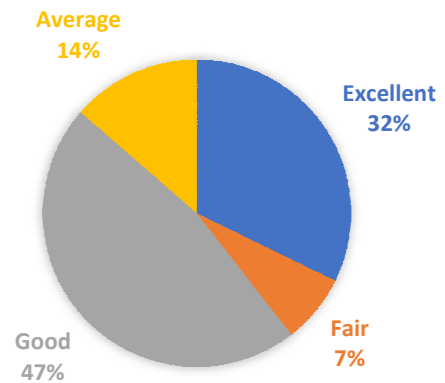
4. EXTRACURRICULAR ACTIVITIES SUCH AS SPORTS AND CULTURAL ACTIVITIES



5. HOW DO YOU RATE THE CONTRIBUTION OF YOUR COLLEGE TOWARDS YOUR SUBSEQUENT CAREER?



6. WHAT IS YOUR PRESENT DISPENSATION?



Employer Feedback

Name *

Dr. Debashis Das

Designation *

Principal

Syllabus is up to date based on current global academic scenario

- Strongly Agree
- Agree
- Neutral
- Disagree

Your opinion about college infrastructure

- Very good
- Good
- Fair
- Average




Principal
Ananda Chandra Co
Jalpaiguri

Satisfied with teachers' qualification

- Strongly Agree
- Agree
- Neutral
- Disagree

Satisfied with teachers' strength

- Strongly Agree
- Agree
- Neutral
- Disagree

Satisfied with non-teaching strength

- Strongly agree
- Agree
- Neutral
- Disagree




Principal
Ananda Chandra Co
Jaipur

The institution provides flexibility in team working and team efforts

- Strongly agree
- Agree
- Neutral
- Disagree

Efforts made by institute/teachers' to inculcate soft skills, life skills and employability skills to make students ready for the world of work

- Strongly Agree
- Agree
- Neutral
- Disagree

Are you satisfied with college operation

- Strongly Agree
- Agree
- Neutral
- Disagree




Principal
Ananda Chandra Cc
Jalpaiguri

Overall rating of the college

- Excellent
- Good
- Fair
- Average

Any suggestions for the overall development of the college if any

More initiatives should be taken from all stakeholders associated with the college to meet the new challenges and overall development.




Principal
Ananda Chandra Co
Jaisalmer

**ANANDA CHANDRA COLLEGE: JALPAIGURI
FEEDBACK ANALYSIS: 2020-21**

Teachers Feedback Analysis (2020-2021)

111 responses

Q. No.	Nature of question	Option of answer in percentage			
		Well prepared	Moderately prepared	Not prepared	
1	How prepared were you for sudden switching over to online classes from offline classes?	27.4 % (31)	58.4% (65)	14.2% (15)	
2	Which platform did you use for online classes?	Zoom Meet	Google Meet	Google Classroom	Any others
		21% (12)	67% (105)	8% (32)	4% (7)
3	Hurdles faced in delivering online classes	Lack of face to face interaction with students	Digital divide among urban & rural students	Lack of faculty development training to suit the needs of online teaching	Inability to conduct practical classes, or field works
		42% (87)	21% (44)	29% (60)	8% (16)
4	Did the institution arrange for library orientation for faculty and students?	Yes	No		
		80.5% (90)	19.5% (21)		
5	Did the institution provide timely updates regarding dates and modes of online university examinations?	Yes	No		
		98.2% (109)	1.8% (2)		




 Principal
 Ananda Chandra College
 Jalpaiguri

Students' Feedback Analysis (2020-2021)

738 responses

Q. No.	Nature of question	Option of answer in percentage				Scale of Opinion	% of Opinion
		Excellent	Good	Fair	Average		
1	Rate your teacher on regularity of classes.	67.07 (495)	27.64 (204)	2.30 (17)	2.98 (22)	Excellent & Good	94.72
2	Rate your teacher on syllabus completion.	63.01 (465)	28.46 (210)	3.79 (28)	4.74 (35)	Excellent & Good	91.46
3	Rate your teacher on communication skill.	64.54 (475)	29.21 (215)	2.31 (17)	3.94 (29)	Excellent & Good	93.75
4	Rate your teacher on interest generated in the subject taught.	62.42 (460)	28.36 (209)	3.93 (29)	5.29 (39)	Excellent & Good	90.77
5	Rate your teacher on innovative approach in teaching.	58.03 (419)	34.21 (247)	5.96 (43)	1.80 (13)	Excellent & Good	92.24
6	Rate your teacher on availability for interaction beyond stipulated class hours	55.83 (412)	33.47 (247)	5.15 (38)	5.56 (41)	Excellent & Good	89.30
7	Rate your teacher on inclusive attitude of the teacher towards poor students and slow learners	54.74 (404)	33.74 (249)	5.56 (41)	5.96 (44)	Excellent & Good	88.48
8	Overall evaluation of your teacher.	60.70 (448)	32.52 (240)	2.57 (19)	4.20 (31)	Excellent & Good	93.22




Principal
 Ananda Chandra Cc
 Jalpaiguri

Alumni Feedback Analysis (2020-2021)

340 responses

Q. No.	Nature of question	Option of answer in percentage				Scale of Opinion	% of Opinion
		Excellent	Good	Fair	Average		
1	Academic atmosphere of the college	47.20 (160)	45.13 (153)	6.78 (23)	0.88 (4)	Excellent & Good	92.33
2	Infrastructure and laboratory facilities of the college	29.79 (102)	52.21 (177)	13.57 (46)	4.42 (15)	Excellent & Good	82.01
3	Library resources and its accessibility	37.46 (127)	50.15 (171)	9.73 (33)	2.65 (9)	Excellent & Good	87.61
4	Extracurricular activities such as sports and cultural activities	28.02 (96)	51.03 (173)	15.93 (54)	5.01 (17)	Excellent & Good	79.06
5	How do you rate the contribution of your College towards your subsequent career?	33.92 (115)	51.92 (176)	11.50 (40)	2.65 (9)	Excellent & Good	85.84
		Employed	Self employed	Unemployed	Student		
6	What is your present dispensation?	29.88 (101)	5.33 (18)	15.09 (51)	49.70 (170)		

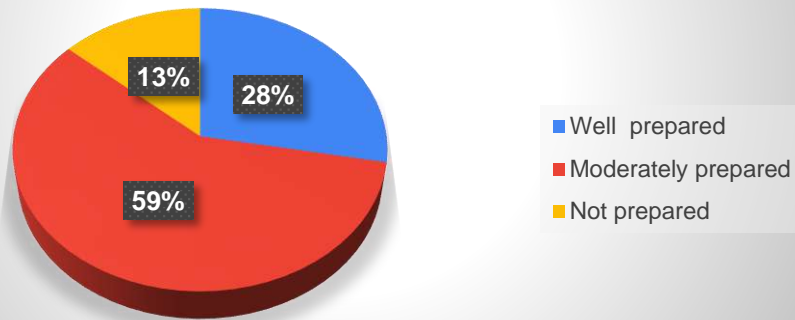



Principal
 Ananda Chandra Co
 Jalpaiguri

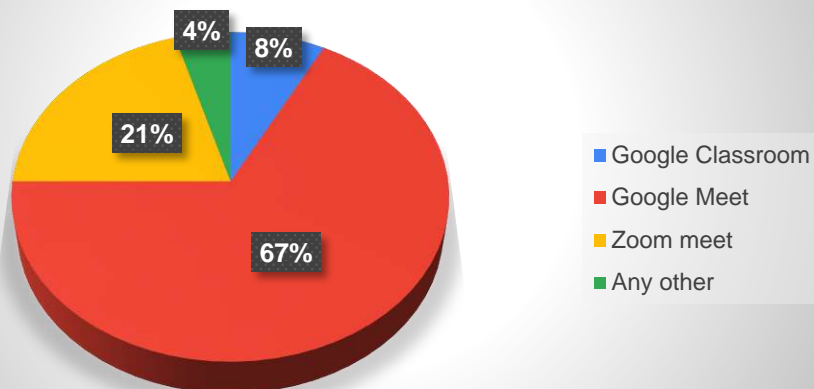
Teachers' Feedback 2020-2021

111 Responses

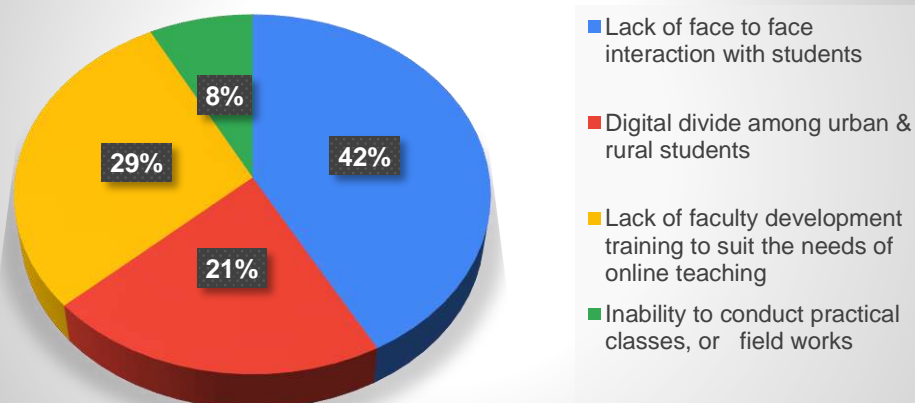
How prepared were you for sudden switching over to online classes from offline classes?



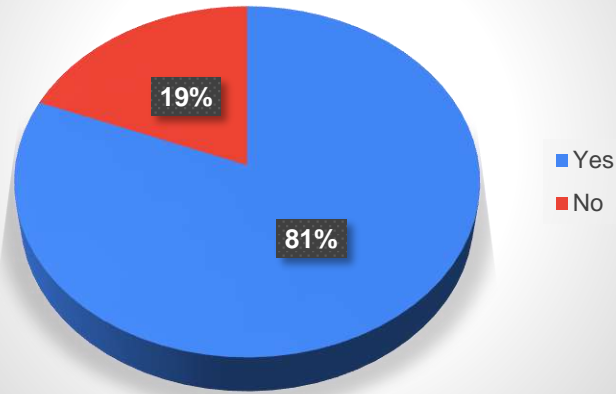
Which platform did you use for online classes?



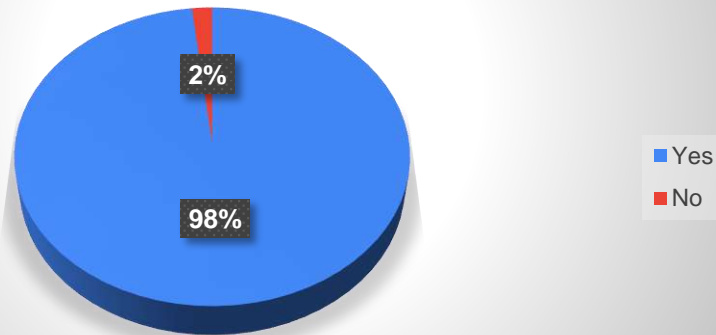
Hurdles faced in delivering online classes



Did the institution arranged for library orientation for faculty and students?



Did the institution provide timely updates regarding dates and modes of online university examinations?

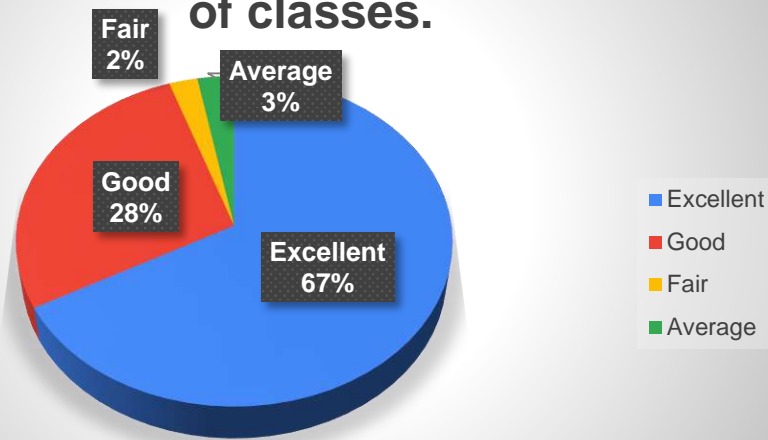



Principal
Ananda Chandra Co
Jalopur

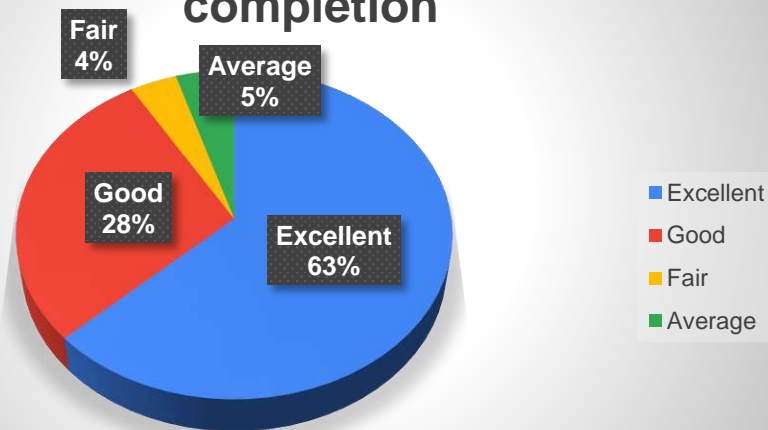
Students' Feedback 2020-2021

738 responses

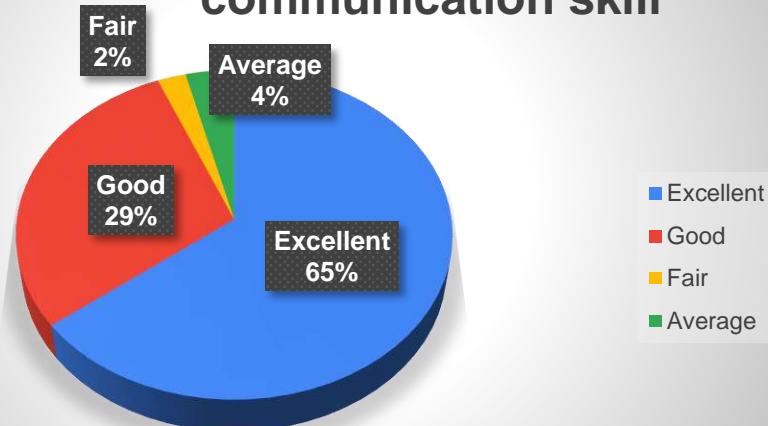
Rate your teacher on regularity of classes.



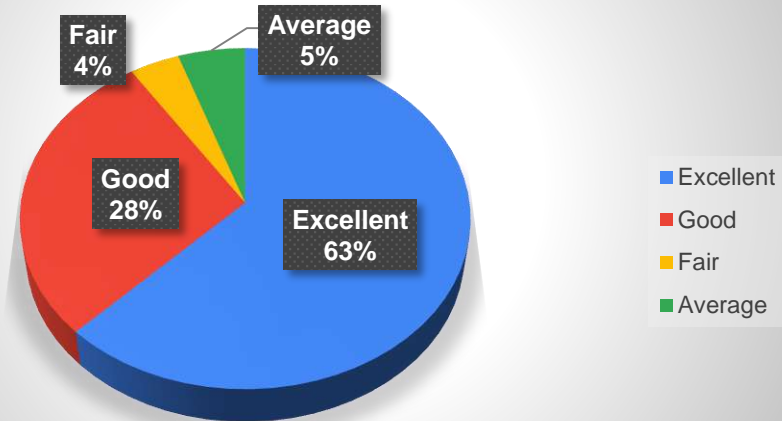
Rate your teacher on syllabus completion



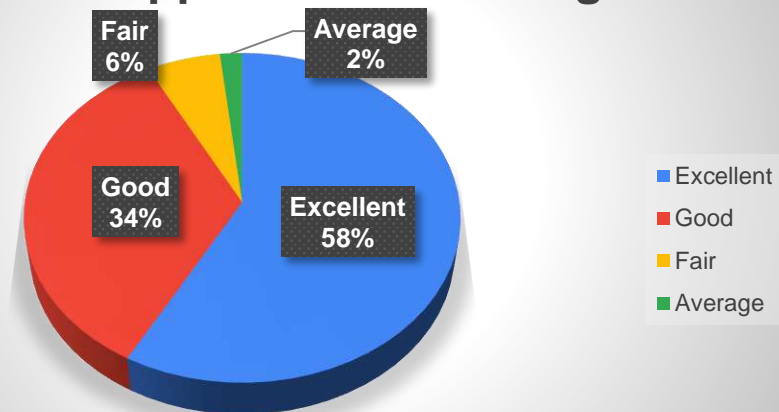
Rate your teacher on communication skill



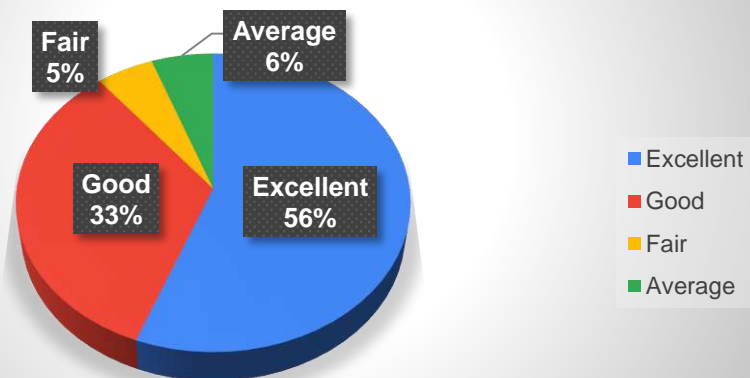
Rate your teacher on interest generated in the subject taught



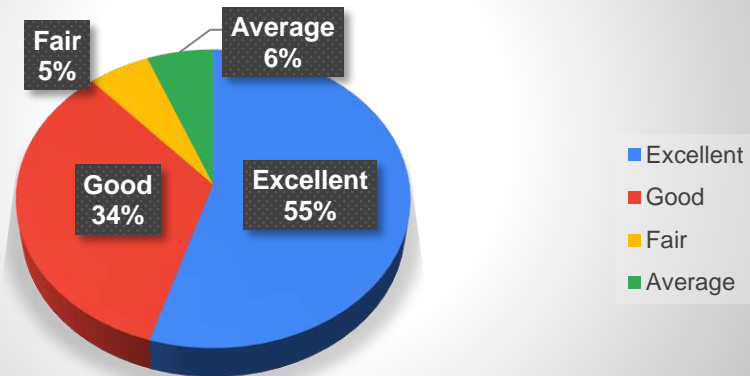
Rate your teacher on innovative approach in teaching



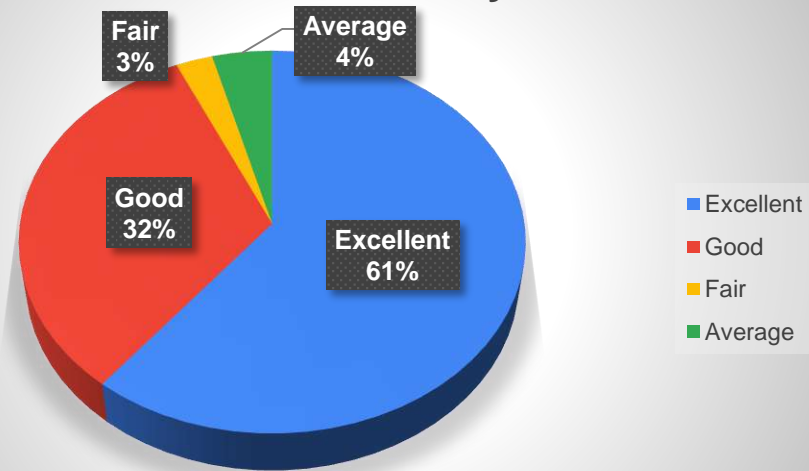
Rate your teacher on availability for interaction beyond stipulated class hours



Rate your teacher on inclusive attitude of the teacher towards poor students and slow learners



Overall evaluation of your teacher



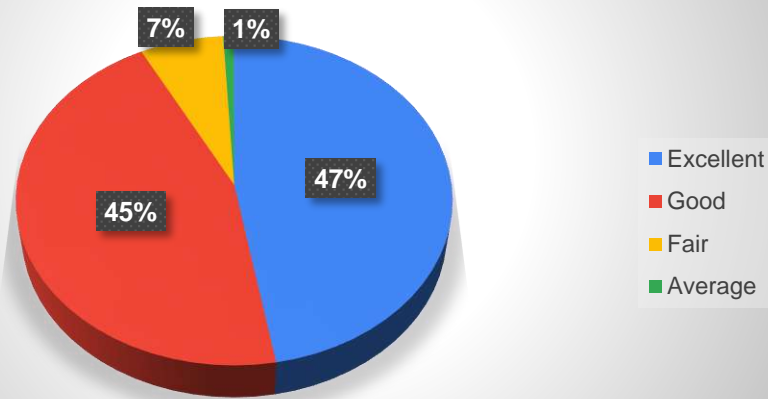

Principal
Ananda Chandra Co
Jalpaiguri

Alumni Feedback 2020-2021

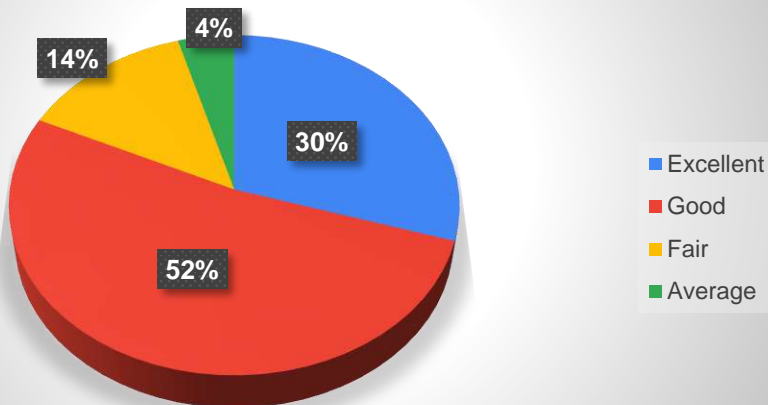
340 Responses

1. During your term as student of the college, your impression about

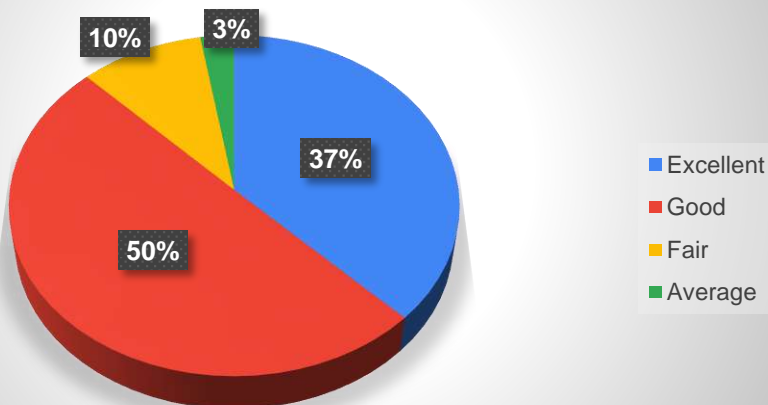
a) Academic atmosphere of the college



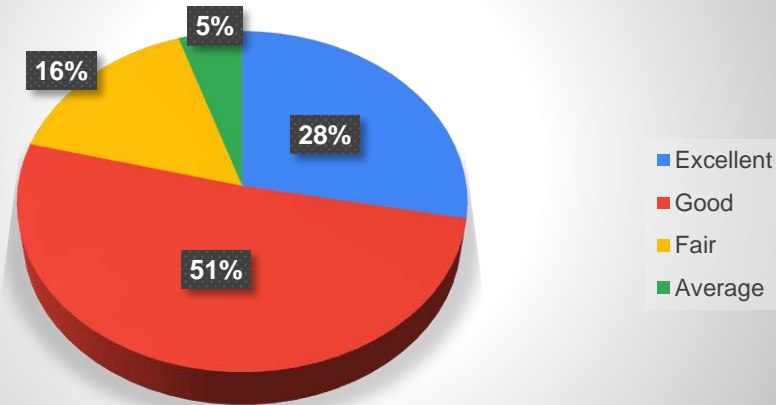
b) Infrastructure and laboratory facilities of the college



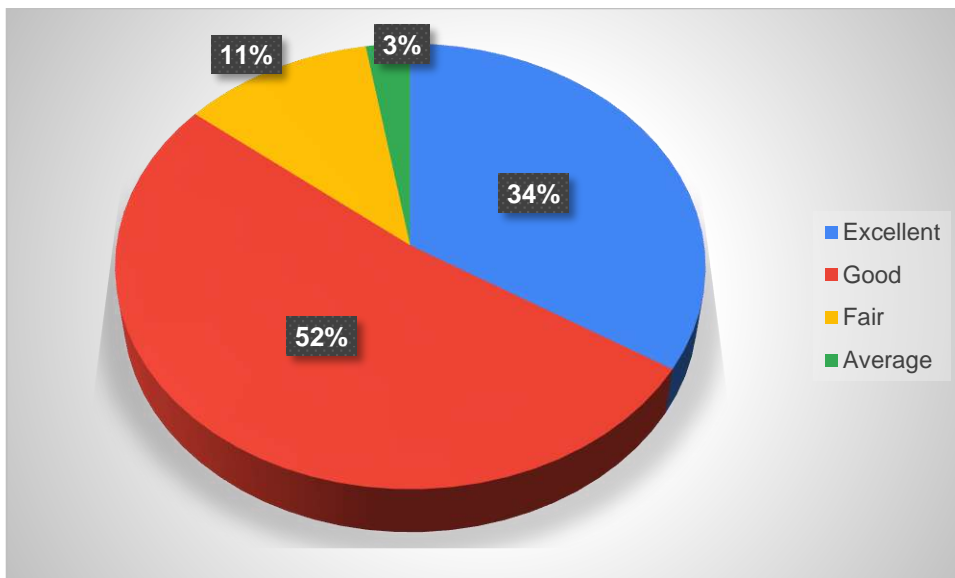
c) Library resources and its accessibility



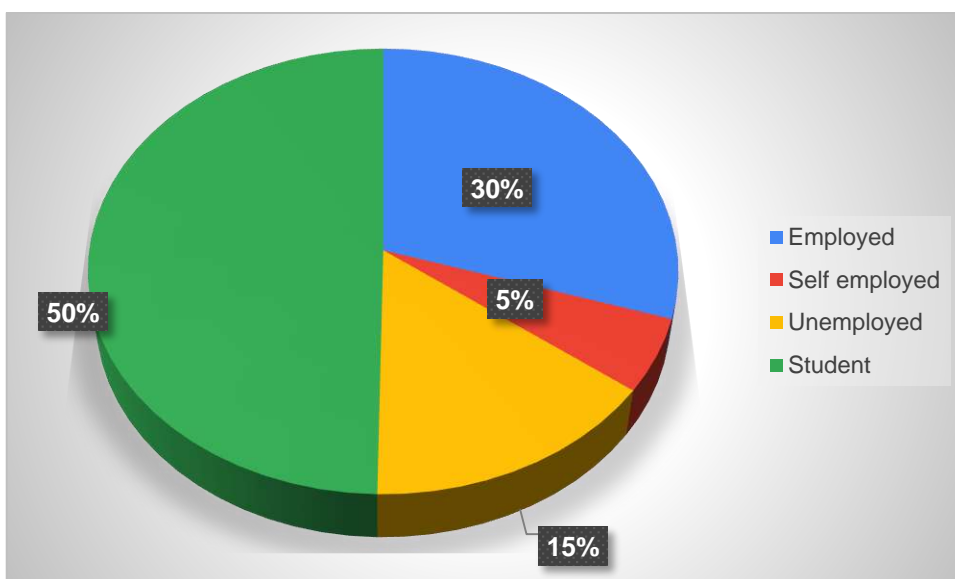
d) Extracurricular activities such as sports and cultural activities



2. How do you rate the contribution of your College towards your subsequent career?



3. What is your present dispensation?



Employer Feedback

Name *

Dr. Debashis Das

Designation *

Principal

Syllabus is up to date based on current global academic scenario

- Strongly Agree
- Agree
- Neutral
- Disagree

Your opinion about college infrastructure

- Very good
- Good
- Fair
- Average




Principal
Ananda Chandra Co
Jalpaiguri

Satisfied with teachers' qualification

- Strongly Agree
- Agree
- Neutral
- Disagree

Satisfied with teachers' strength

- Strongly Agree
- Agree
- Neutral
- Disagree

Satisfied with non-teaching strength

- Strongly agree
- Agree
- Neutral
- Disagree




Principal
Ananda Chandra Co
Jalpaiguri

The institution provides flexibility in team working and team efforts

- Strongly agree
- Agree
- Neutral
- Disagree

Efforts made by institute/teachers' to inculcate soft skills, life skills and employability skills to make students ready for the world of work

- Strongly Agree
- Agree
- Neutral
- Disagree

Are you satisfied with college operation

- Strongly Agree
- Agree
- Neutral
- Disagree




Principal
Ananda Chandra Cc
Jalpaiguri

Overall rating of the college

- Excellent
- Good
- Fair
- Average

Any suggestions for the overall development of the college if any

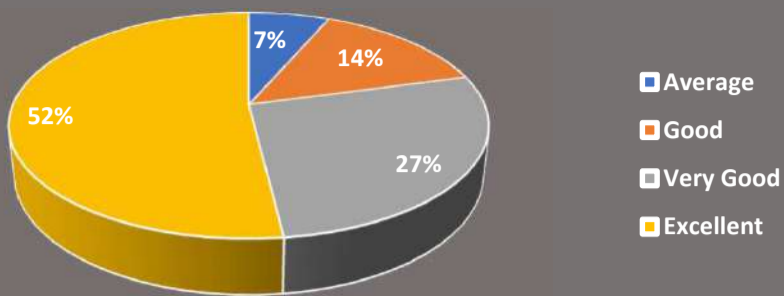
More initiatives should be taken from all stakeholders associated with the college to meet the new challenges and overall development.



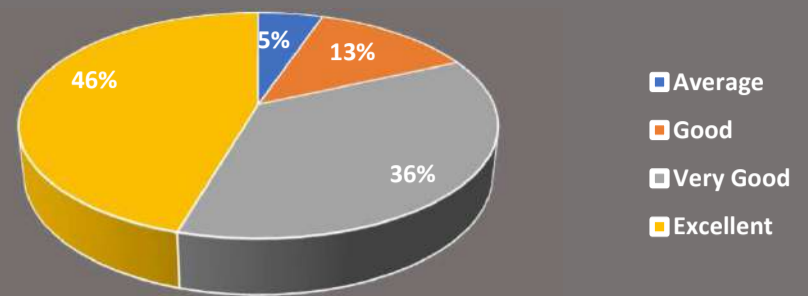

Principal
Ananda Chandra Co
Jaisalmer

FEEDBACK FROM STUDENTS-2020

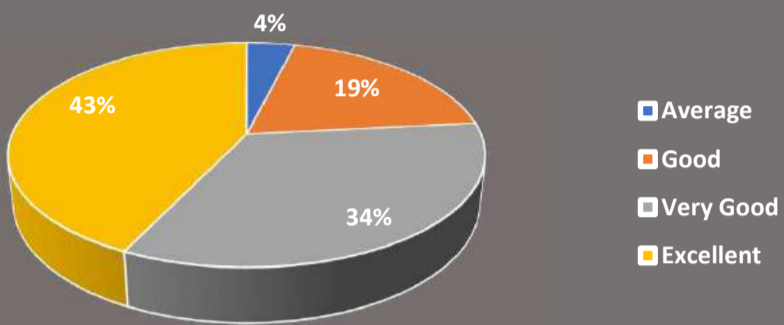
Admission Procedure



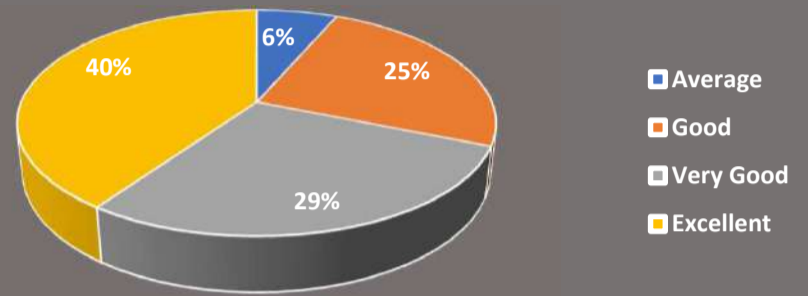
Infrastructure Facilities(Like Library/Laboratory)



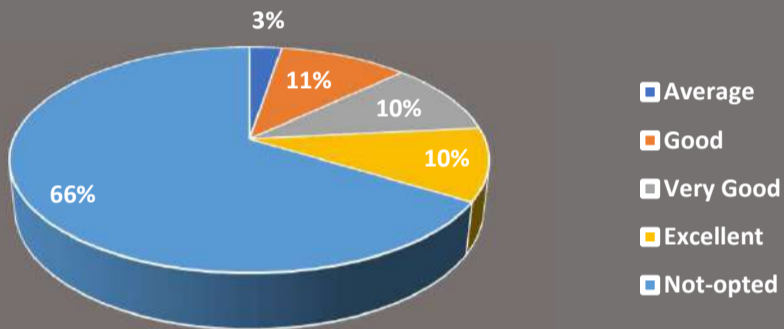
Classroom



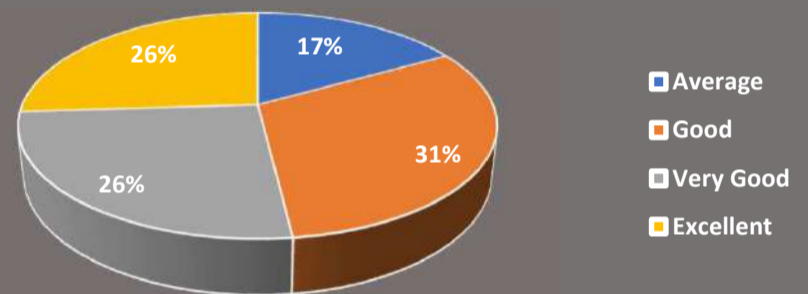
Sports and Cultural Activities



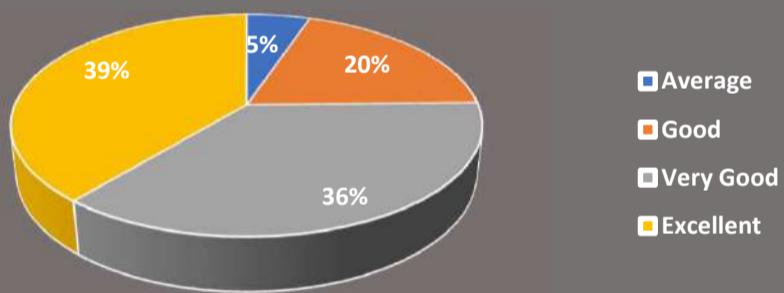
Hostel Facilities



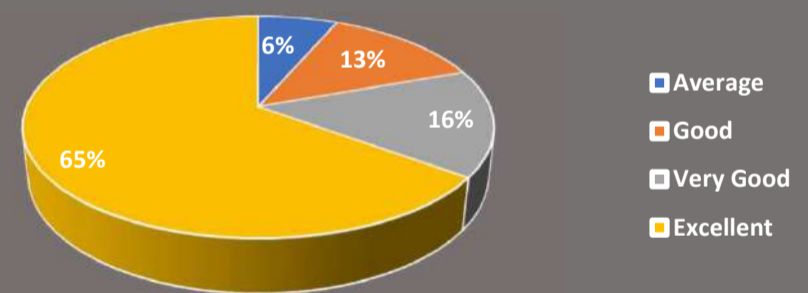
Canteen Facilities



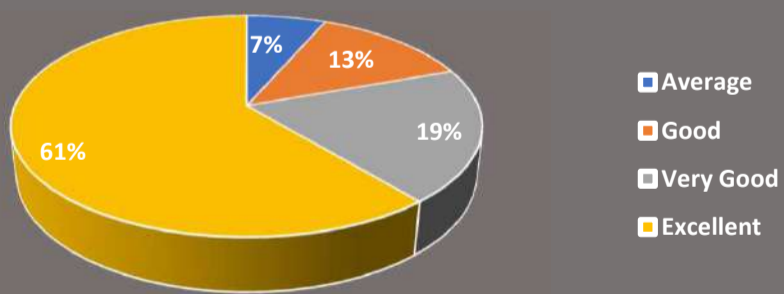
Co-operation from Office



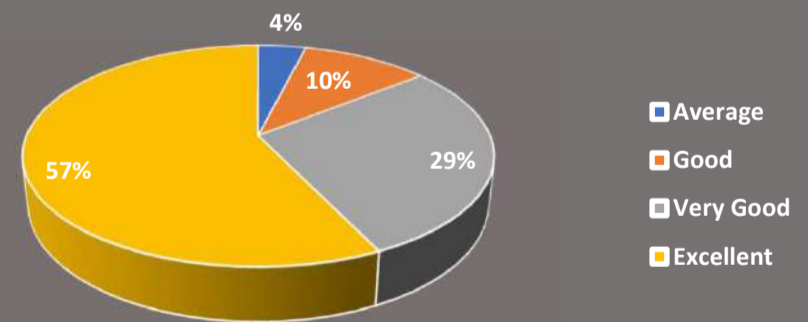
Regularity of Classes Held in Respective Departments



Interest Generated in the Subject Taught



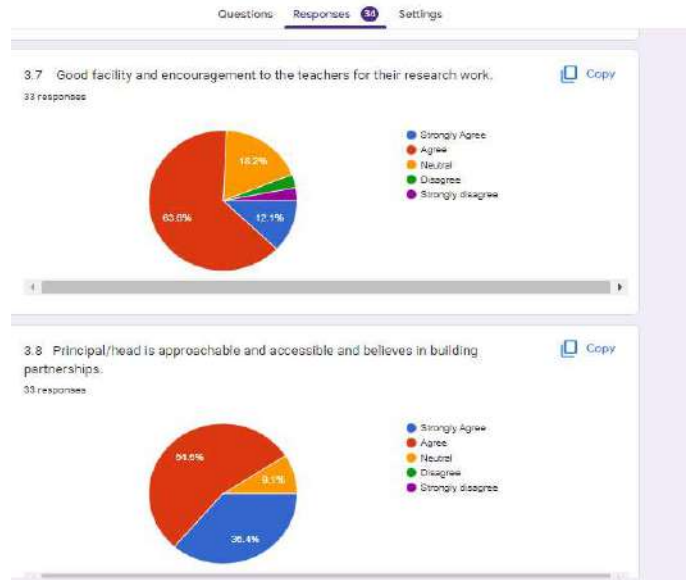
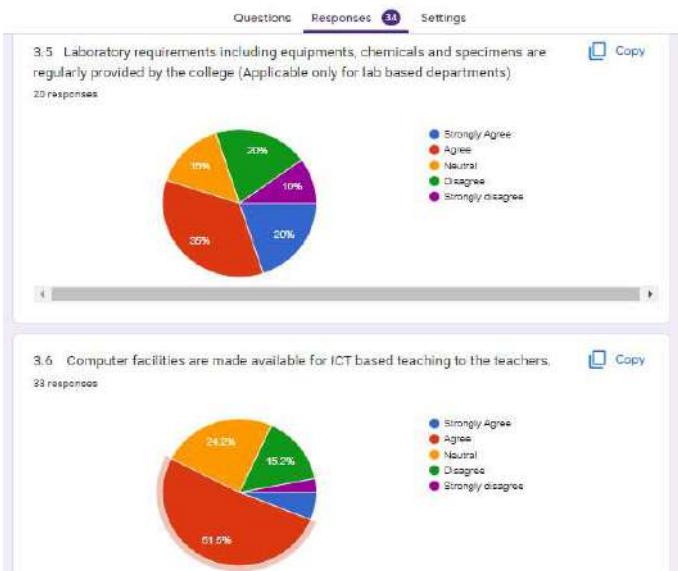
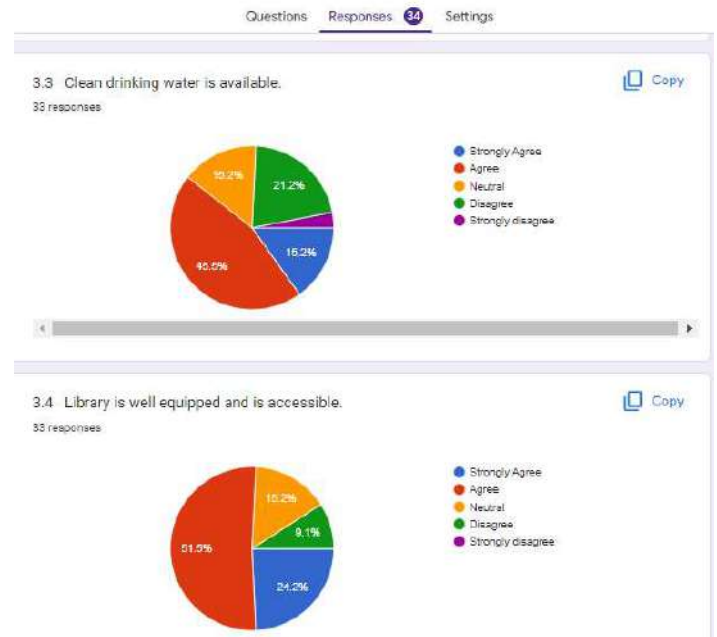
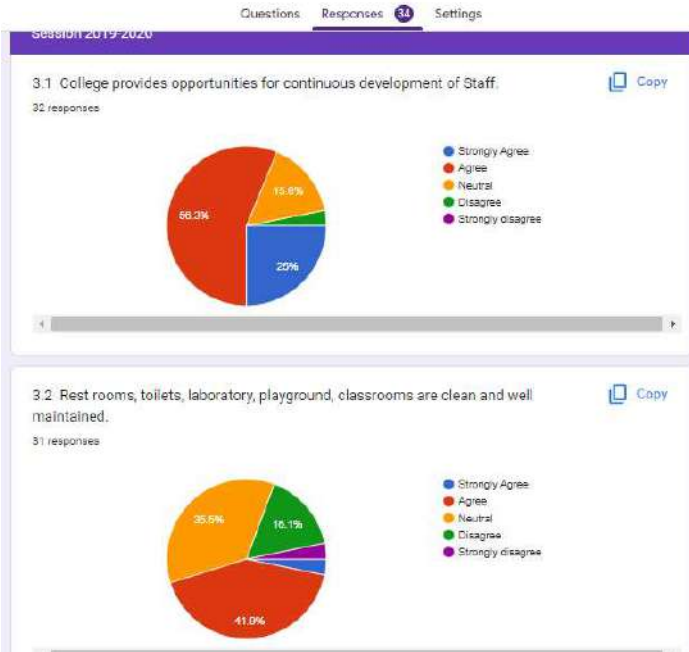
Overall Rating of the Institution



Rate Your Department Teachers (Inclusive Attitude Towards Poor and Slow Learners)

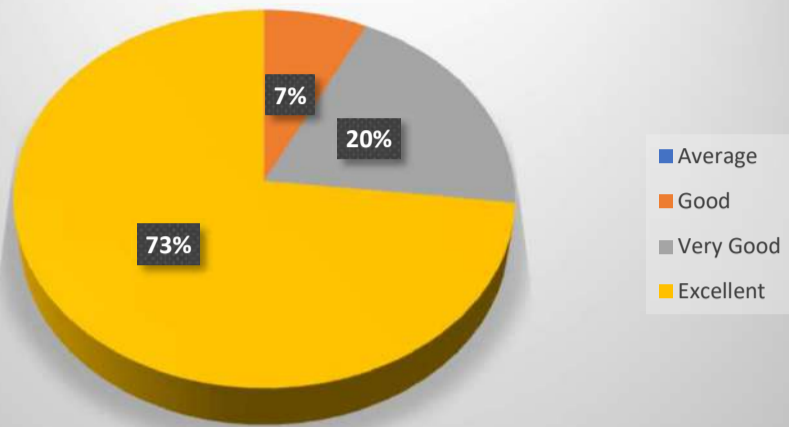


2019-2020

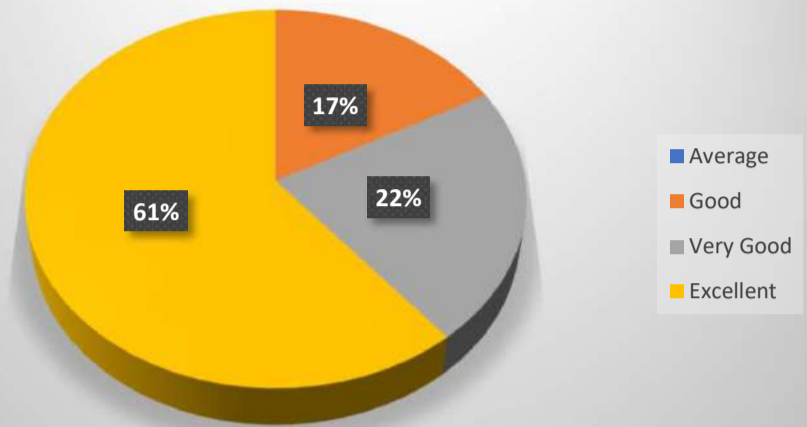


FEEDBACK FROM PARENTS-2020

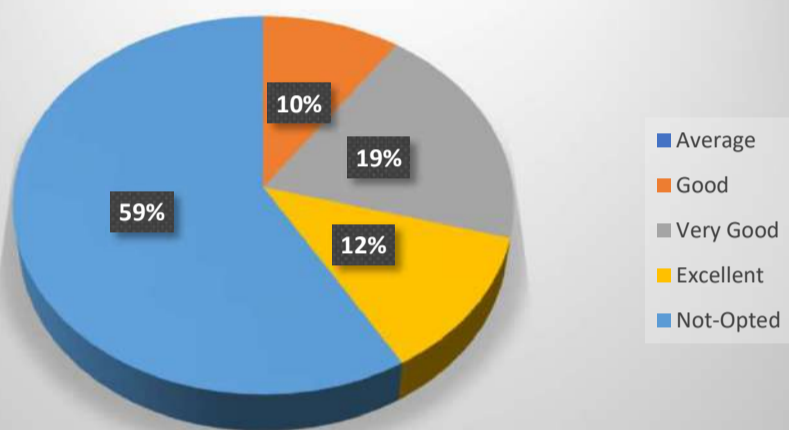
Teaching Learning Environment



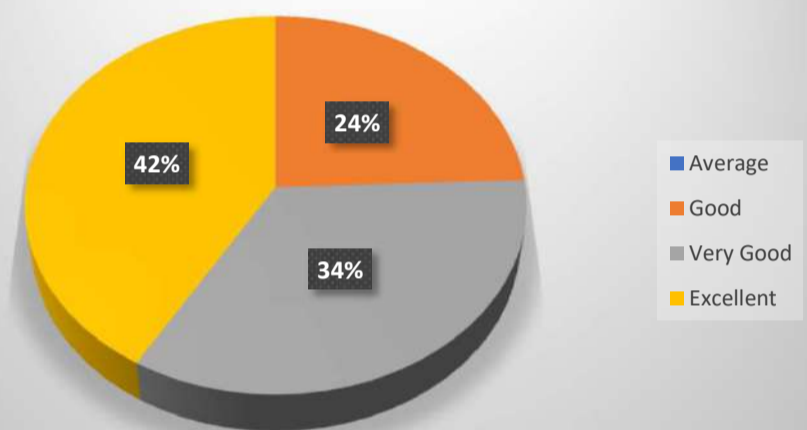
Campus Security



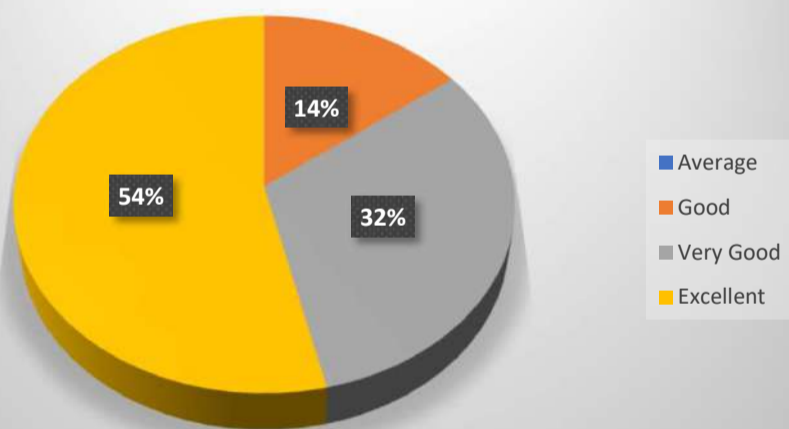
Hostel Facilities



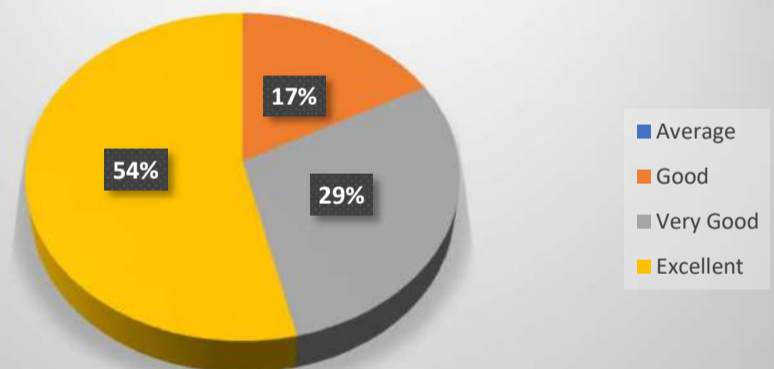
Career Counselling



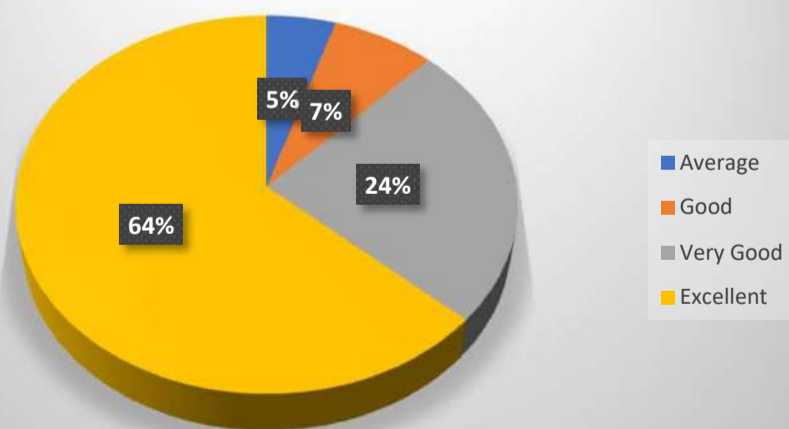
Co-operation from Office Staff



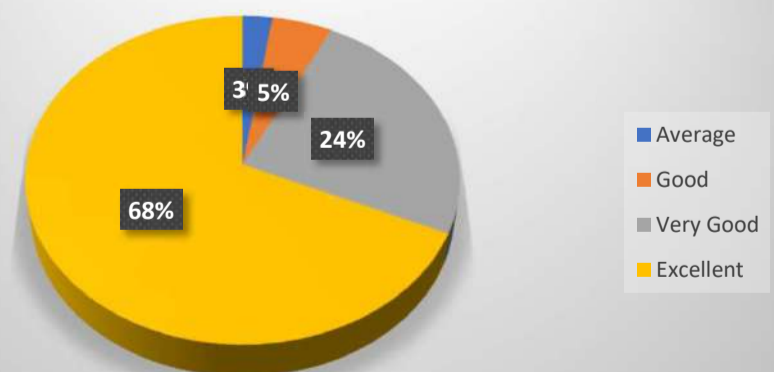
Role of Institution in Overall Personality Grooming of Your Ward



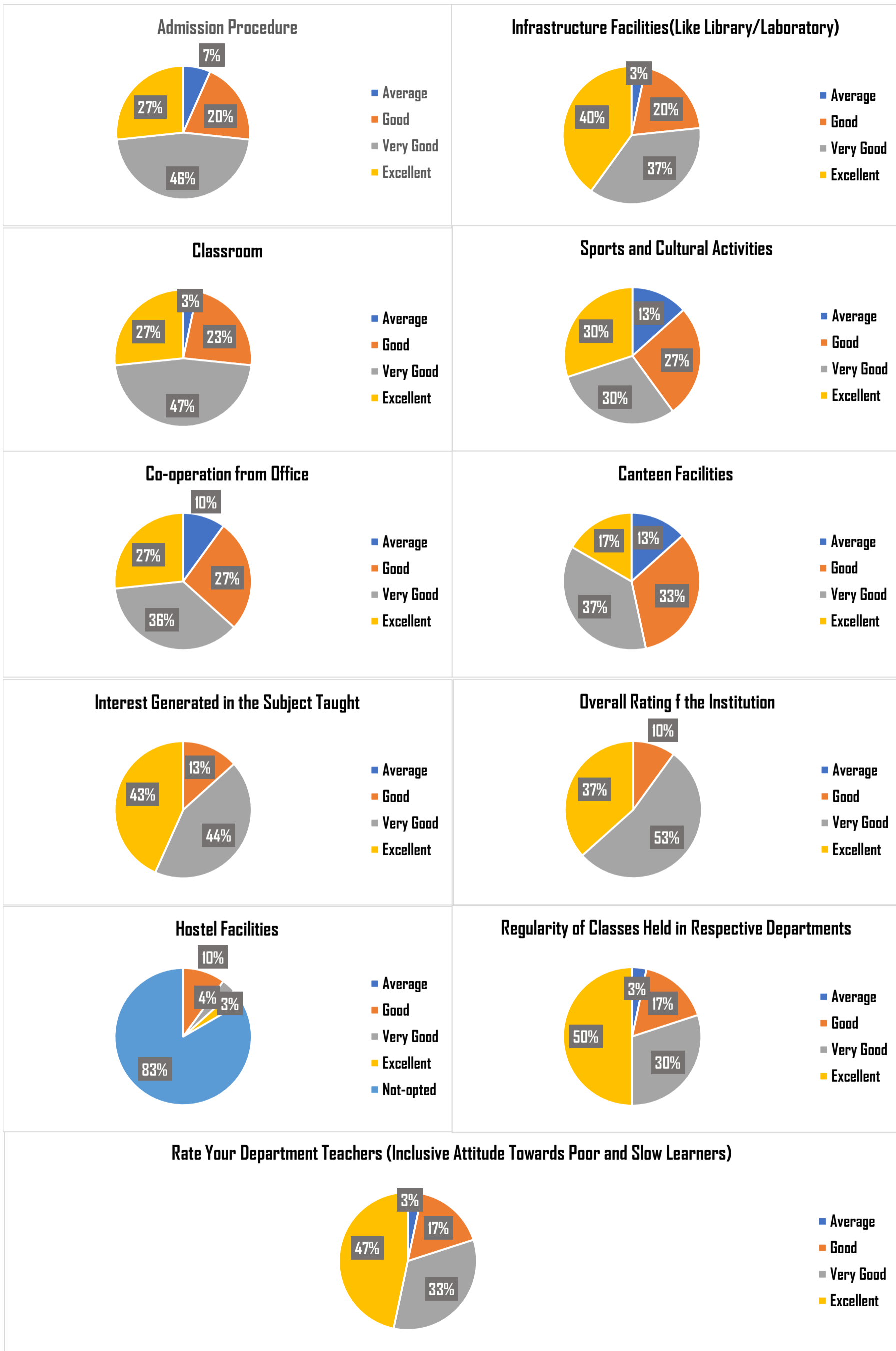
Overall rating of the college



Interest Generated in the Subject Taught



FEEDBACK FROM STUDENTS-2019



2018-2019

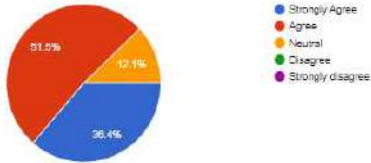
Questions Responses **34** Settings

Session 2018-2019

2.1 Faculty are free to express and share their opinions, ideas and suggestions.

[Copy](#)

33 responses

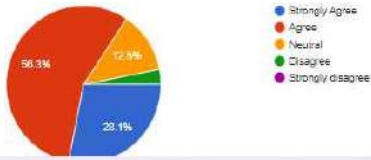


← →

2.2 The College provides adequate opportunities and support to faculty for their academic growth.

[Copy](#)

32 responses



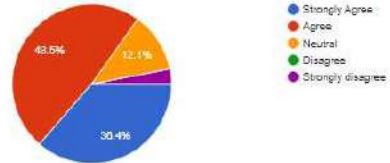
← →

Questions Responses **34** Settings

2.3 The College administration is approachable and faculty-friendly.

[Copy](#)

33 responses

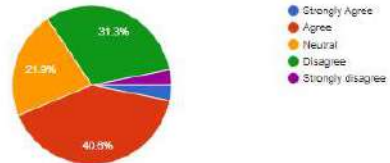


← →

2.4 The toilets are sufficient, clean and well maintained.

[Copy](#)

32 responses



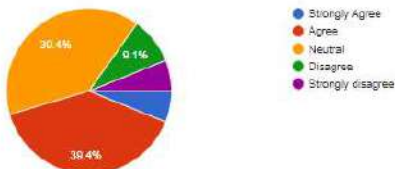
← →

Questions Responses **34** Settings

2.5 ICT facilities available to the faculty in the College are adequate and satisfactory.

[Copy](#)

33 responses

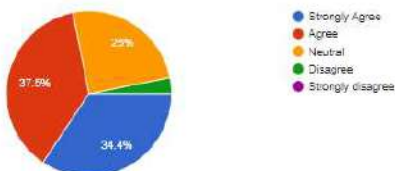


← →

2.6 The library is optimally used by the faculty and students.

[Copy](#)

32 responses



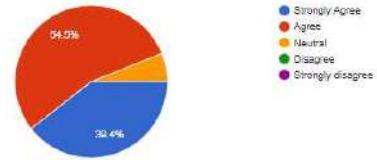
← →

Questions Responses **34** Settings

2.7 The examination and evaluation system followed by the College is effective and fair in judging students' academic performance.

[Copy](#)

33 responses

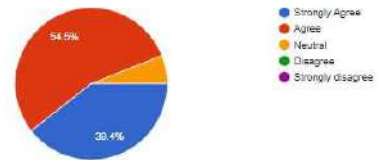


← →

2.8 Faculty members have the freedom to adopt new techniques / strategies of teaching such as group discussions, seminar presentations etc.

[Copy](#)

32 responses

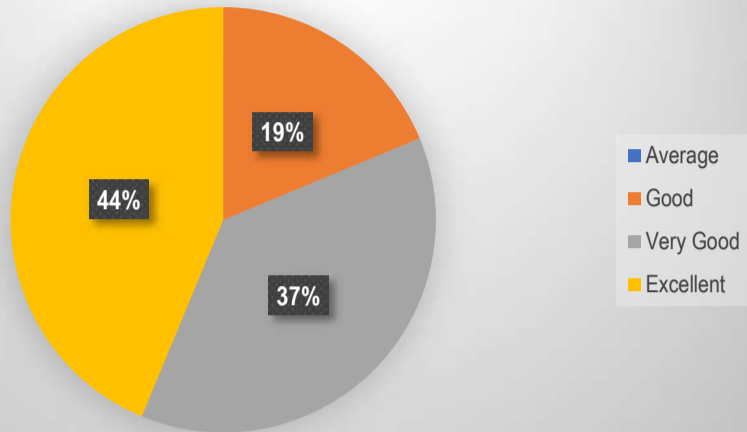


← →

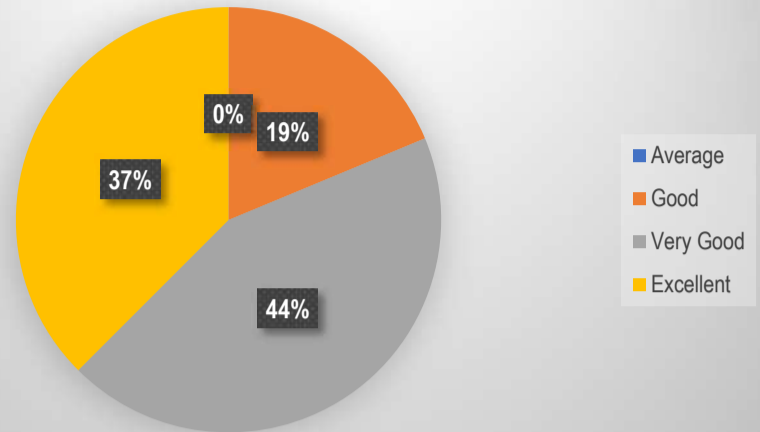
[Copy chart](#)

FEEDBACK FROM PARENTS-2019

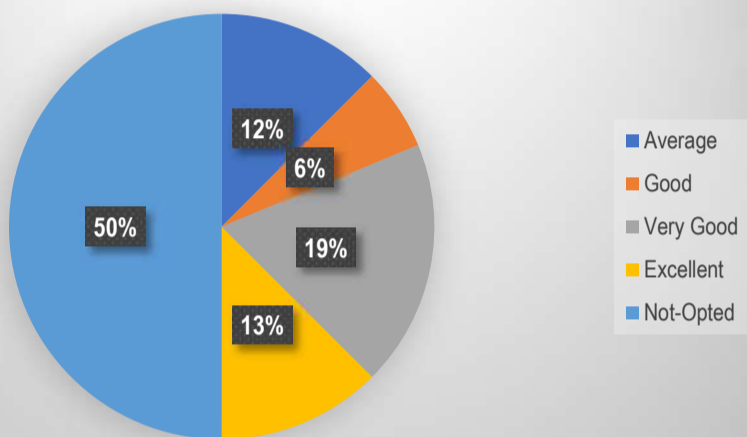
Teaching Learning Environment



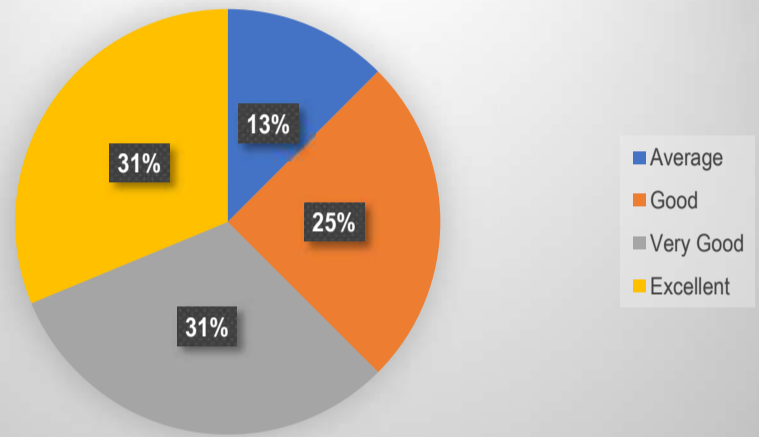
Campus Security



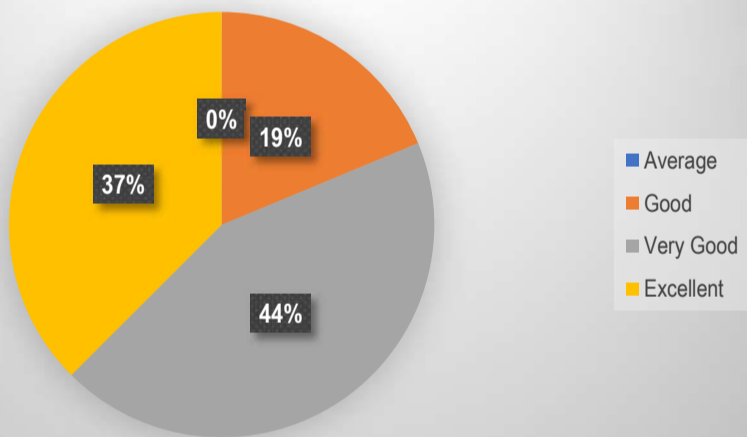
Hostel Facilities



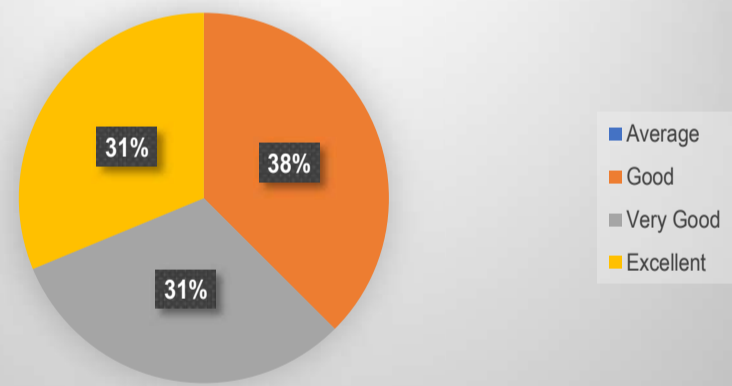
Career Counselling



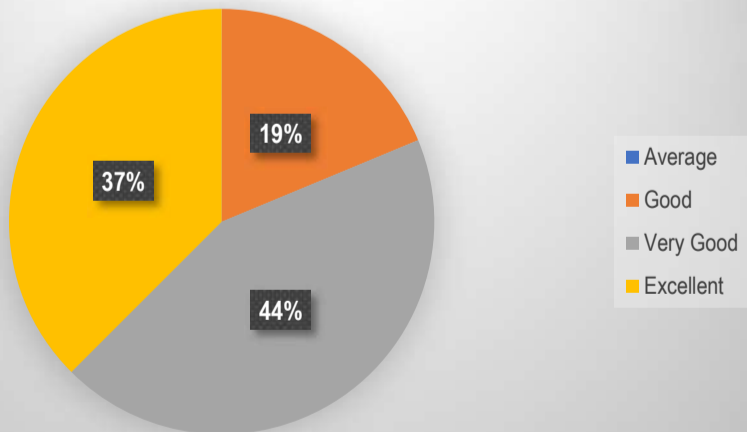
Co-operation from Office Staff



Role of Institution in Overall Personality Grooming of Your Ward



Overall rating of the college



Interest Generated in the Subject Taught

